



2022 CONGRESSIONAL ARTS HANDBOOK
FACTS & FIGURES AT YOUR FINGERTIPS

MAKE YOUR CASE FOR THE ARTS.

#ARTSADVOCACY

 [@americans4arts](https://twitter.com/americans4arts)

 facebook.com/americans4arts

 [@americans4arts](https://www.instagram.com/americans4arts)

 linkedin.com/company/americans4arts

 NATIONAL ARTS
ACTION SUMMIT

The logo features a stylized red letter 'A' with a white silhouette of a classical building facade inside it. To the right of the 'A', the words 'NATIONAL ARTS' and 'ACTION SUMMIT' are stacked in a bold, dark blue, sans-serif font.

NATIONAL ARTS ACTION SUMMIT

Entering its 35th consecutive year, the National Arts Action Summit is the nation's largest arts advocacy collaborative event that brings together a broad cross section of America's cultural and civic organizations, along with hundreds of grassroots advocates from across the country.

By presenting a thoughtful, unified message to federal decisionmakers, advocates can ensure their voice is heard when Congress considers issues like the budget, labor and small business policy, taxes, and job creation throughout the year. In the past year, we've seen more pro-arts policy advanced in the legislative process than ever before. As we work together to see the arts and culture sector continue to recover from the COVID-19 pandemic and shutdowns, local and national advocacy efforts will be a critical tool.

The National Arts Action Summit equips advocates to share compelling data and authentic stories about the impact of the arts in their communities to educate federal decision-makers about why supporting the arts and culture sector is essential.

For more information, contact Americans for the Arts
Advocacy Manager Tera Proby at tproby@artsusa.org.



Congressional Arts Handbook 2022

Table of Contents

Listing of Federal Arts Advocacy Captains.....	5
Issue Briefs to Congress.....	6
Equity & Access Priorities at the National Arts Action Summit	7
Boosting the Creative Economy	9
The National Endowment for the Arts.....	12
Equitable Access to Elementary and Secondary Arts Education	15
Institute of Museum & Library Services: Office of Museum Services	
Funding Request	18
Facts & Figures on the Arts: The Latest Research.....	19
Partner Letters to Congress	35



2022 Federal Arts Advocacy Captains

List as of April 8, 2022

AK	Ben Brown , Alaska State Council on the Arts
AL	Donna Russell , Alabama Alliance for Arts Education
AR	Sandy Royce Martin , Arkansans for the Arts
AZ	Patrick McWhortor , Arizona Citizens for the Arts
CA	Julie Baker , Californians for the Arts
CO	Meredith Badler , Colorado Business Council for the Arts
CT	Brett Thompson , Connecticut Arts Alliance
DC	Contact Tera Proby for further information
DE	Lorraine Poling , Delaware Alliance for the Arts
FL	Jennifer Jones , Florida Cultural Alliance
GA	Patrick Kelsey , Georgians for the Arts
HI	Contact Tera Proby for further information
IA	Leon Kuehner , Iowa Alliance for Arts Education
ID	Michael Faison , Idaho Commission on the Arts
IL	Contact Tera Proby for further information
IN	Ursula Kuhar , Indiana University
KS	Sarah VanLanduyt , Arts Council of Johnson County
KY	Lori Meadows , Kentuckians for the Arts
LA	Matt Henry , Arts Council of Central Louisiana
MA	Contact Tera Proby for further information
ME	Contact Tera Proby for further information
MI	Deb Polich , Artrain
MN	Sarah Fossen , Minnesota Citizens for the Arts
MO	Ben Martin , Missouri Alliance for Arts Education
MS	Sarah Elizabeth Story , Mississippi Arts Council
MT	Contact Tera Proby for further information
NC	Nate McGaha , Arts North Carolina
ND	Megan Langley Laudenschlager , Strengthen North Dakota
NE	Petra Wahlqvist , Nebraskans for the Arts
NH	Deanna Hoying , Symphony New Hampshire
NJ	Vincent Hall , ArtPride New Jersey
NM	Laurie Rufe , Creative New Mexico
NV	Tony Manfredi , Nevada Arts Council
NY	Jen Swan-Kilpatrick and Holly Grant , Art Services, Inc.
OH	Angela Meleca , Ohio Citizens for the Arts
OK	Tonnie Dosser , Oklahomans for the Arts
OR	Jeff Hawthorne , Regional Arts & Culture Council
PA	Pamela Snyder Etters , Citizens for the Arts in Pennsylvania
RI	Todd Trebour , Rhode Island State Council on the Arts
SC	GP McLeer , South Carolina Arts Alliance
SD	Jim Speirs , Arts South Dakota
TN	Rodney Van Valkenburg , ArtsBuild
TX	Ann Graham , Texans for the Arts
UT	Crystal Young-Otterstrom , Utah Arts Alliance
VA	Ed Harvey , Virginians for the Arts
VT	Catherine Crawley , Vermont Arts Council
WA	Manny Cawaling , Cultural Access Washington
WI	Anne Katz , Arts Wisconsin
WV	Randall Reid Smith , West Virginia Dept. of Arts, Culture and History
WY	J O'Brien , Arts Cheyenne

ISSUE BRIEFS



The 2022 Congressional Arts Handbook is current as of April 8, 2022.
Please visit AmericansForTheArts.org/AAD/Handbook to find the most
up-to-date versions of the Issue Briefs.

Equity & Access Priorities at the National Arts Action Summit

POLICY SUMMARY

BACKGROUND

This is a summary of the federal Issue Briefs that compose the 2022 National Arts Action Summit legislative portfolio and the equity and access focus that is integrated into each topic. The issue briefs this year were assembled by the Cultural Advocacy Group, a collaboration of arts and culture stakeholders working collectively to advance federal policy. The “asks” of Congress and the current Administration are arrived at through a consensus-based approach, ensuring that the stakeholders have timely input into the process.

All organizations and advocates are welcome to use the Issue Briefs in pursuit of pro-arts policy change.

Language use is a key element of access, equity, and inclusion work, and can help or hinder efforts in this area. We have used the term Black, Indigenous, People of Color (BIPOC) to describe individuals from prioritized communities. We recognize that this term is not universally used but felt it was specific for the purpose of these Issue Briefs and consistent with the language being used by the Biden-Harris Administration. We encourage you to familiarize yourself with language that your community members use to describe themselves.

ACTION NEEDED

We urge Congress to take action in these policy areas:

- **Federal Cultural Agencies:** Ensure, through increased funding, the National Endowment for the Arts’ reach to millions of people in thousands of communities through grant awards such as 40% direct to 56 states and territories, and regional arts agencies; that the majority of grants go to small and medium-sized organizations (budgets less than \$2 million), which tend to support projects that benefit audiences that otherwise might not have access to arts programming; that at least 40% of NEA grants take place in high-poverty neighborhoods; and 35% of grants reach low-income audiences of under-resourced populations such as people with disabilities, people in institutions, and Veterans. Similarly increase grantmaking for museums and public broadcasting.
- **Education:** The White House and Congress should affirm arts education as a right for all children and encourage state and local education authorities to use federal funding to provide arts education. As Education Secretary Arne Duncan stated in 2012 about arts education, “This is absolutely an equity issue and a civil rights issue.” Access to arts education drastically decreases in schools where 75% or more of the students can access free lunch, in schools that are in rural settings, and in schools eligible for Title I funding, most of which are majority-BIPOC.
- **Creative Economy:** Congress should invest in the country’s creative economy and promote economic inclusion to recognize artists, entrepreneurs, and nonprofit arts organizations as

contributors to the small business community and to improve and revitalize rural, remote, and underserved areas by supporting the set of arts-related bills pending in Congress. These bills would strengthen equity in the allocation of federal resources for the creative economy, particularly the creative workforce.

Racial and cultural equity, particularly through expanded support for artists and culture bearers, narratives from marginalized groups, and access to arts education, are central to this legislative agenda. Five of the bills address racial, geographic, economic, and cultural equity.

These bills include specific calls to commission narratives from marginalized populations, center funding for arts education for all, including the support of culture bearers who carry traditional knowledge forward. There is also provisions to ensure Indigenous artisans and musicians earn fairer revenue from creative work and protects Native heritage, and expands access to capital for creative entrepreneurs, particularly in rural settings.

A focus of these provisions is directed toward self-employed workers, single-person (nonemployer) businesses, and low employer businesses. Data shows that a third of all nonemployer businesses have Black, Indigenous, and People of Color (BIPOC) owners; BIPOC-owned nonemployer businesses are growing at four times the national rate; and 40% of all nonemployer businesses are owned by women.

- **Transportation:** Ensure local control is returned to transportation projects by removing the prohibition on the U.S. Department of Transportation from supporting the expenditure of funds for public art in local transit projects. This would enable local artists and design teams to integrate artistic elements into transit-related projects that reflect the cultural preferences of the community, improve feelings of safety and community pride, and reduce incidences of graffiti and vandalism.
- **Tax Policy for Individual Artists:** Support the provisions in the PLACE Act that address a fair-market tax deduction for artists, update the Qualified Performing Artist Tax Deduction, and pass the Help Independent Tracks Succeed (HITS) Act to harmonize the tax treatment of music production, in order to address fairness and equity in tax treatment for individual artists. Over 40% of all creative workers are independent workers, and overall, creative workers average \$40,000 in income each year, although that number is lower for BIPOC creative workers (\$37,000).

BOOSTING THE CREATIVE ECONOMY

SUPPORTING ARTISTS, ENTREPRENEURS, AND SMALL BUSINESS

ACTION NEEDED

We urge Congress to:

- **Support legislation to invest in the country's creative economy and workforce and promote economic inclusion; to recognize artists, entrepreneurs, and nonprofit arts organizations as contributors to the small business community; improve and revitalize rural, remote, and underserved populations; and support the creative economy through federal programs and actions.**
- **Cosponsor these bills:**
 - **Comprehensive Resources for Entrepreneurs in the Arts to Transform the Economy Act** (CREATE Act) HR 6381 / S.3521
 - **Promoting Local Arts and Creative Economy Workforce Act** (PLACE Act) HR 6569 / S.3560
 - **21st Century Federal Writers Project Act** (21CFWP) HR 3054
 - **Creative Economy Revitalization Act** (CERA) HR 5019 / S. 2858
 - **Performing Arts Tax Parity Act** (PATPA) HR 4750 / S. 2872
 - **Help Independent Tracks Succeed (HITS) Act** H.R. 1945/S. 753
 - **Saving Transit Arts Resources Act** (STAR Act) HR 2380
 - **Arts Education for All Act** (AEFA) HR 5581

TALKING POINT: EQUITY

These bills would strengthen equity in the allocation of federal resources for the creative economy, particularly the creative workforce.

Racial and cultural equity, particularly through expanded support for artists and culture bearers, narratives from marginalized groups, and access to arts education, are central to this legislative agenda. Five of the bills address racial, geographic, economic, and cultural equity.

CERA and 21CFWP include specific calls to commission narratives from marginalized populations, and CERA and AEFA both center funding for arts education for all, including the support of culture bearers who carry traditional knowledge forward. PLACE adjusts policy to ensure Indigenous artisans earn fairer revenue from creative work and protects Native heritage, and CREATE expands access to capital for creative entrepreneurs, particularly in rural settings.

TALKING POINT: WORKERS & TRAINING

Workers: The country's 5.1 million creative workers have long been unable to fully access federal opportunities and programs; these bills seek to address this gap. Six of the bills directly impact the livelihoods of creative workers.

PLACE, PATPA, and HITS adjust tax codes that currently disadvantage artists so they can deduct fair value for donated work and/or access tax credits and deductions more appropriately. CERA and 21CFWP authorize direct-to-artist grants for work, while STAR ensures transit money can support creators of public art. AEFA invests in skill-building for creative educators and future workers, and PLACE, through various provisions, improves workforce policy for creative workers and increases access to capital for creative businesses.

Additionally, the possible reauthorization of the Workforce Innovation and Opportunity Act (WIOA) could integrate creative workers and solo creative entrepreneurs more explicitly in its reauthorization process.

Education: The U.S. economy works best when future workers are fully prepared with the creativity and innovation skills that our current economy demands. Three of the bills expand and increase access to education in the arts, creativity, and innovation for all Americans.

AEFA calls for universal arts education and rigorous research to measure and improve impact. CERA provides support to both in-school and community arts education, particularly of marginalized histories and heritages. Additionally, PLACE authorizes Creative Economy Apprenticeship Grants under the Department of Education to help teach future generations of the creative economy workforce and advance creativity as a tool for future innovation, providing a competitive edge.

TALKING POINT: BUSINESSES

In the U.S., there are over 673,000 creative businesses—9-in-10 of them small or single-employee businesses—that will benefit from modest changes in current federal policy. Three of the bills bolster both creative businesses and entrepreneurs.

CREATE improves access to economic development tools and expands loan programs and capital for creative businesses, creative entrepreneurs, and non-creative businesses who engage creative workers. PLACE increases access to technical assistance, startup and apprenticeship grants, while removing barriers to disaster relief funding for creative businesses, and providing tax incentives. And PATPA corrects tax policy to ensure artists can deduct the cost of unreimbursed business expenses.

These policy shifts would open access to billions in investment in the creative economy, generating positive economic ripple effects in every American community. \$3.5 billion in federal funds would be made more accessible for creative businesses for growth capital, skill building, relief, recovery, and more. That is a sound financial investment, because the annual amount generated by the creative economy to the U.S. GDP is \$876 billion, which could be supercharged with better federal investment.

Research shows that investing in the arts means investing in communities. In fact, 83 cents of every dollar invested in creative entrepreneurs is re-invested locally by that artist, producing a high-return investment that betters every U.S. city and town.

BACKGROUND

These seven bills together map a new, more equitable and impactful policy landscape for creative businesses and workers. Were all these bills to pass into law, they would improve the lives of all Americans by opening billions of dollars in investment opportunities for creative businesses and entrepreneurs, expanding opportunity for current and future workers, and producing economic benefits for adjacent industries that rely on a healthy creative economy including tourism, hospitality and local

community development to boost the U.S. economy. In particular:

- The creative economy would be recognized and supported for the economic powerhouse that it is.
- Cultural entrepreneurs and small businesses could access the capital to grow and contribute to local economies.
- Displaced and marginalized creative workers would be taxed and supported appropriately and centered in policy reforms.
- Creative skills development would be taught alongside other professional aptitudes to prepare a next generation workforce.
- The integration of art in public spaces would be codified as a necessary expenditure toward a healthy, vibrant community.

In addition to improving the lives of the U.S.'s creative workers, the policy shifts in these bills would directly affect tens of millions of Americans beyond the creative sector.

Over 5.1 million people in the United States are creative workers, and over a third of those are independent/gig workers or entrepreneurs that collectively fuel over 640,000 businesses. All of them are essential to local economies. Nationally, 55 million people are independent workers, many of them by choice, who are currently not able to equitably access healthcare, retirement savings, unemployment, paid leave, or growth capital—which stifles innovation, negatively impacts the social and economic growth of communities, and decreases the creative offerings available to all Americans.

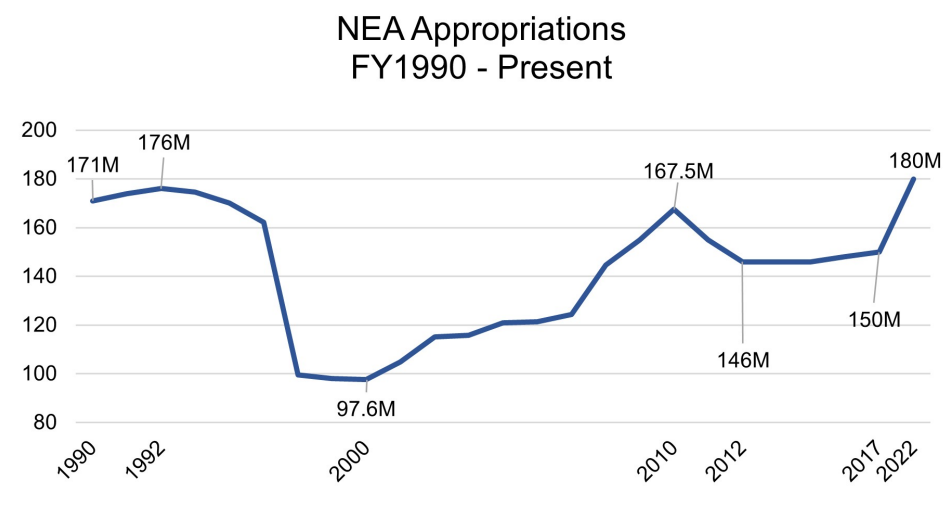
86% of Americans agree that creative organizations and artists are important to local businesses and the economies, and all 330 million Americans take part in and benefit economically, professionally, and socially by creative work.

NATIONAL ENDOWMENT FOR THE ARTS (NEA) PROMOTING CREATIVITY AND PUBLIC ACCESS TO THE ARTS

ACTION NEEDED

We urge Congress to:

- **Continue bipartisan support and fund the National Endowment for the Arts in the FY 2023 Interior Appropriations bill at no less than \$203.55 million to broaden access to the cultural, educational, and economic benefits of the arts and to advance creativity and innovation in communities across the United States.**
- **We encourage the Subcommittee to build a specific path to index funding for the National Endowment for the Arts and National Endowment for the Humanities at \$1 per capita. Each agency is currently funded at about .54 cents per capita. We also encourage continued parity between NEA and NEH funding.**
- **Support the recovery of the arts sector by allowing the NEA to provide general operating support funding as the sector recovers from the Omicron variant to COVID-19.**



THE NEA: AMERICA'S LEAD SUPPORTER OF THE ARTS

The National Endowment for the Arts (NEA) plays a unique role in broadening access to and participation in the arts in every congressional district and should be more fully supported in order to expand and deepen its impact on our communities and our democracy.

The arts sector is an economic engine and in response to the COVID-19 pandemic, this nation will need the arts and culture sector to deliver on its unique mission to uplift, engage, educate, and innovate. The NEA can help leverage the arts sector to play a key role in the work to imagine and build a new American economy.

The Endowment's goals are fulfilled through awarding 60% of its grantmaking budget in direct grants—reviewed and recommended by panels of experts—to arts organizations across the country, and which signal artistic achievement and recognition. Key facts about the NEA:

- It awards 40% of its grantmaking budget directly to the states through state and regional arts agencies, an extraordinary example of federal/state partnership, extending the NEA's reach further to millions of people in thousands of communities.
- It annually recommends, on average, 2,300 grants across every Congressional District in the country. The majority of grants go to small and medium-sized organizations (budgets less than \$2 million), and support projects that increase audience access to arts programming.

- It recognizes outstanding achievement in the arts through Jazz Masters Fellowships, National Heritage Fellowships, and National Medal of Arts, and creative artists are also supported through Literature Fellowships.
- 43% of Arts Endowment grants take place in high-poverty neighborhoods.
- 35% of grants reach low-income audiences of under-resourced populations such as people with disabilities, people in institutions, and Veterans.
- Approximately 4,500 communities are served each year through NEA grants. In the years prior to the pandemic, around 45 million Americans attended a live arts event supported by the NEA, including approximately 39,000 concerts, readings, and performances, and 6,000 exhibitions.
- In 2021, the NEA managed a recovery fund of \$135 million provided through the American Rescue Plan Act. The grantmaking process showed that the need was far greater than even this enhanced allocation. After funding the first \$52 million (40%) to the state arts agencies per a partnership agreement and a special grant recovery initiative of \$20.2 million to 66 local arts agencies to re-grant funds to help reach the most underserved arts organizations, the NEA awarded \$57.75 million to 567 arts organizations to help the arts and cultural sector recover from the pandemic. It is important to note that for these direct grants, the NEA had received more than 7,500 eligible applications requesting \$695 million of total assistance.

BROADENS ACCESS AND EQUITY

- The arts sector is a powerful conduit for bridging and healing deep divisions. The NEA can help redress systemic injustice—including long-time inequities in arts funding, as well as a lack of appreciation for creativity from all cultures.
- The NEA is establishing and cultivating ongoing relationships with Historically Black Colleges and Universities (HBCUs), building capacity for successful applications, and has made recent grants to HBCUs, including Bennett College in Greensboro, North Carolina, and Southern University at New Orleans. The Challenge America funding category specifically offers support for projects that expand arts access to populations whose opportunities to experience the arts are limited by geography, economics, or disability.
- The NEA's role is to make sure all Americans have access to the arts no matter where they live. Among the NEA's accomplishments is the growth of arts activity in areas of the nation that have been under-resourced, especially in rural and inner-city communities. In many communities, NEA grants support free and reduced-price performances. A significant percentage of grants benefit those who have fewer opportunities to participate in the arts.

PROVIDES A HIGH RETURN ON INVESTMENT

- The ratio of private and other public funds matching every NEA grant dollar will approach 9:1, far surpassing the required non-federal match of at least 1:1. This generated more than \$500 million in matching support and illustrates why federal support for the arts is uniquely valuable.
- The Bureau of Economic Analysis and the NEA together calculated the arts and culture sector's contributions to the gross domestic product. In 2020, arts and culture added **\$876.7 billion, or 4.2%**, to national GDP. Between 2019 and 2020, the U.S. arts economy shrank at nearly twice the rate of the economy as a whole: arts and cultural production fell by 6.4% when adjusted for inflation, compared with a 3.4% decline in the overall economy. While the size and diversity of the arts and culture sector helped it to remain a major contributor to the economy, certain arts industries saw enormous declines. This data suggests that the recovery of communities is tied to the recovery of the arts and culture sector.

SUPPORTS PARTNERSHIPS

- The NEA funds school- and community-based programs that help children and youth acquire knowledge and skills in the arts. It also supports educational programs for adults, collaborations between state arts agencies and state education agencies, and partnerships between arts institutions and K-12 and college and university educators.
- The NEA supports military families through its Creative Forces program, a collaboration with the Departments of Defense and Veterans Affairs to serve the unique and special needs of military patients and Veterans diagnosed with traumatic brain injury (TBI) and psychological health conditions such as post-traumatic stress disorder (PTSD). This summer, Creative Forces initiative will announce the first recipients of a new grant program to fund arts-based programs, specifically for active military members, Veterans, and family/caregivers. Arts organizations across the country applied by December 2021 for activities in 2022.

BACKGROUND

The NEA's FY 2022 budget is \$180 million, just 0.004% of the federal budget and 54 cents per capita. Last year, the NEA's budget was proposed at \$201 million in the Biden Administration's first budget request. The U.S. House Interior Appropriations subcommittee, full Appropriations committee and floor passage included the \$201 million level, while the Senate Interior Appropriations Subcommittee draft bill recommended \$182.5 million. The Administration's FY 2023 budget request for the NEA is \$203.55 million.

EQUITABLE ACCESS TO ELEMENTARY AND SECONDARY ARTS EDUCATION

HELPING CHILDREN ACHIEVE IN SCHOOL, WORK, AND LIFE

ACTION NEEDED

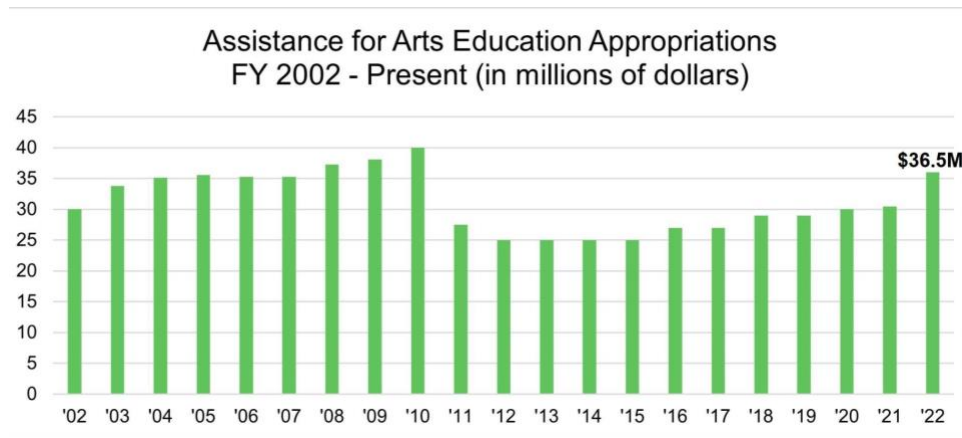
We urge Congress to:

- Strengthen equitable access to arts education through the Well-Rounded Education provisions of the *Every Student Succeeds Act (ESSA)*.
- Co-sponsor the “Arts Education for All” bill written by Rep. Suzanne Bonamici (D-OR), HR 5581
- Fund the U.S. Department of Education’s Assistance to Arts Education program at \$40 million.
- Provide \$2 billion in support for the Student Support & Academic Enrichment Grants under Title IV, Part A, to support Well-Rounded Education.
- Provide \$1.8 billion in support for the Nita Lowey 21st Century Community Learning Centers (21stCCLC) after-school program.
- Require the U.S. Department of Education to issue annual policy memoranda promoting the eligibility under current law for the arts to be supported through Title I funds and through professional development opportunities for arts educators under Title II.
- Provide at least \$4 million for the Institute of Education Science to implement a Fast Response Survey System (FRSS) study in the arts; include pre-K–12 arts education in the annual School and Staffing Survey and other data instruments; and, restore and appropriately fund the arts in the National Assessment of Educational Progress (NAEP), including full and robust assessments in dance, theater, media arts, music, and visual art.

TALKING POINTS

- **The arts and music are included as part of a “Well-Rounded Education” in federal law.** This designation—alongside reading, math, science, and other subjects—is confirmation that the arts are essential to a complete education and belong in the main instructional day. Senate report language described the arts as “dance, media arts, music, theater, and visual arts, and other arts disciplines as determined by the State or local educational agency.” Federal education funding (such as Title I, teacher training, and school improvement) is directed to support all aspects of a well-rounded education, including the arts. As part of its commitment to equity and justice, the White House, and Congress should affirm arts education as a right for all children and encourage state and local education authorities to use federal funding to provide arts education, as is authorized by the Elementary and Secondary Education Act.
- **Students in our nation’s highest poverty schools have the least access to arts education. Persistent disparities in access to arts education in the schools must be addressed.** The 2009–2010 U.S. Department of Education’s Fast Response Statistical Survey—the most recent data collected at the federal level—found that schools with a higher concentration of students in poverty were less likely to offer arts education. A 2014 Indiana University research study indicates that elementary students from urban settings, rural areas, low-income households, and students of color do not share the same access to high quality music education as their white, suburban counterparts. As Education Secretary Arne Duncan stated in 2012, “This is absolutely an equity issue and a civil rights issue.”

- **The U.S. Department of Education provides grants through the Assistance to Arts Education (AAE) program to strengthen the arts as part of a well-rounded education.** The AAE program at the U.S. Department of Education is authorized under Title IV of the *Every Student Succeeds Act* (ESSA), and has received consistent bipartisan support from Congress year after year.



- **Students are returning to school increasingly in need of environments which support their social and emotional development.** Research demonstrates that arts education has a multitude of benefits to support students’ emotional well-being and help students cope with social isolation and the rapidly changing reality.
- **Arts education nurtures the creation of a welcoming school environment where students can express themselves in a safe and positive way.** Celebrating the ability to come together as educators and students is vital to creating a healthy and inclusive school community. The arts, through a rich partnership among certified arts educators, teaching artists, and community arts providers, play a valuable role in helping students and their families build and sustain community and cultural connections.
- **Education leaders at the national, state, and local levels are calling on policy makers to recognize that arts education is a key to reigniting students’ learning in a post-COVID-19 world.** The Arts ARE Education campaign affirms: arts education helps nurture healthy, inclusive communities where all points of view are respected and help students understand their own cultural roots and appreciate others’ cultural roots and traditions; arts education supports the social and emotional well-being of students.
- **Title IV-A funds are making a difference.** A non-scientific survey found more than \$30 million of Title IV-A funds were helping increase access for students to music and arts education in 26 states. These Title IV-A funds need to be used for their authorized purpose to assure specific outcomes and support Well-Rounded Education activities and avoid transfers into other programs.

- **Congress should fund the 21st Century Community Learning Centers at \$1.8 billion,** allowing after-school programs to fully embrace the arts as a learning opportunity for all students in and out of the traditional school day.
- **Federal data that transparently and comprehensively reports on arts education is long overdue.** The Fast Response Statistical Survey measuring access to arts education has not been administered since 2010. The National Assessment Governing Board (NAGB) has removed the arts from the schedule of NAEP assessments, which measures what students are learning in the arts and is the only nationally recognized assessment in the arts outside of limited Advanced Placement assessments. With little notice to the arts education community, or to Congress, the arts, along with economics, geography, and foreign languages, were removed from the 10-year calendar of assessments beginning in 2020. The 2014 National Core Arts Standards can serve as a foundation for creating reliable measures of what children know and are able to do in dance, media arts, music, theater, and visual arts. Since their release, 38 states have adopted or adapted the Core Standards. Data collection must be immediately reinstated.

INSTITUTE OF MUSEUM & LIBRARY SERVICES: OFFICE OF MUSEUM SERVICES

FUNDING REQUEST

ACTION NEEDED

We urge Congress to:

- Provide robust funding of at least \$52 million in fiscal year (FY) 2023 for the IMLS Office of Museum Services, a much-needed increase of \$14 million.
- Include funding for the agency to explore establishing a roadmap to strengthen the structural support for a Museum Grants to States program administered by OMS, as authorized by the Museum and Library Services Act, 20 U.S.C. Section 9173(a)(4), in addition to the agency's current direct grants to museums.

TALKING POINTS

- The Institute of Museum and Library Services has strong bipartisan support and has been lauded for its peer-reviewed, highly competitive grant programs.
- By leveraging significant private, state, and local funding, OMS grants amplify a small federal investment for maximum impact in the community.
- There is high demand for funding from the IMLS Office of Museum Services. In FY 2021 OMS received 943 applications requesting more than \$154 million, but current funding has allowed the agency to fund only a small fraction of the highly rated grant applications it receives.

BACKGROUND

IMLS is the primary federal agency responsible for helping museums connect people to information and ideas. Its Office of Museum Services (OMS) awards grants to museums to support educating students, preserving and digitizing collections, and engaging communities. Grants are awarded in every state, but current funding has allowed the agency to fund only a small fraction of the highly rated grant applications it receives.

During the COVID-19 pandemic, OMS has provided critical leadership to the museum community through its CARES Act and American Rescue Plan grants, and the agency has been providing science-based information and recommended practices to reduce the risk of transmission of COVID-19 to staff and visitors engaging in the delivery of museum services.

Congress has regularly reauthorized IMLS with broad bipartisan support, most recently in 2018. OMS has set a strong record of congressional support during the appropriations submission process in each of the last several years, with 151 Representatives and 42 Senators signing the FY 2021 appropriations letters on its behalf.

In FY 2022, Congress provided \$268 million to IMLS, of which about \$47.5 million was directed to the Office of Museum Services. With this funding, OMS provided 275 grants totaling \$40.5 million to museums and related organizations in 44 states, the District of Columbia, and Puerto Rico.

The FY 2023 Administration budget request for OMS is \$52 million.

FACTS & FIGURES



The 2022 Congressional Arts Handbook is current as of April 8, 2022.
Please visit AmericansForTheArts.org/AAD/Handbook to find the most
up-to-date versions of the Facts & Figures.



Top 10 Reasons to Support the Arts in 2022

The arts are fundamental to our humanity. They ennoble and inspire us—fostering creativity, empathy, and beauty. The arts also strengthen our communities socially, educationally, and economically—benefits that persist even during a pandemic that has been devastating to the arts. The following 10 reasons show why an investment in artists, creative workers, and arts organizations is vital to the nation’s post-pandemic healing and recovery.

1. **Arts unify communities.** 72% of Americans believe “the arts unify our communities regardless of age, race, and ethnicity” and 73% agree that the arts “helps me understand other cultures better”—a perspective observed across all demographic and economic categories.
2. **Arts improve individual well-being.** 81% of the population says the arts are a “positive experience in a troubled world,” 69% of the population believe the arts “lift me up beyond everyday experiences,” and 73% feel the arts give them “pure pleasure to experience and participate in.”
3. **Arts strengthen the economy.** The nation’s arts and culture sector—nonprofit, commercial, education—is an \$876.7 billion industry that supports 4.6 million jobs (2020). That is 4.2% of the nation’s economy—a larger share of GDP than powerhouse sectors such as agriculture, transportation, and utilities. The arts boast a \$33 billion international trade surplus (2019). The arts accelerate economic recovery: a growth in arts employment has a positive and causal effect on overall employment.
4. **Arts drive tourism and revenue to local businesses.** The *nonprofit* arts industry alone generates \$166.3 billion in economic activity annually—spending by organizations *and their audiences*—which supports 4.6 million jobs and generates \$27.5 billion in government revenue. Arts attendees spend \$31.47 per person, per event, beyond the cost of admission on items such as meals, parking, and lodging—vital income for local businesses. Arts travelers are ideal tourists, staying longer and spending more to seek out authentic culture experiences.
5. **Arts improve academic performance.** Students engaged in arts learning have higher GPAs, standardized test scores, and college-going rates as well as lower drop-out rates. These academic benefits are reaped by students across all socioeconomic strata. Yet the Department of Education reports that access to arts education for students of color is significantly lower than for their white peers. 91% of Americans believe that arts are part of a well-rounded K-12 education.
6. **Arts spark creativity and innovation.** *Creativity* is among the top five applied skills sought by business leaders—per the Conference Board’s *Ready to Innovate* report—with 72% saying creativity is of “high importance” when hiring. Research on creativity shows that Nobel laureates in the sciences are 17 times more likely to be actively engaged as an *arts maker* than other scientists.
7. **Arts have social impact.** University of Pennsylvania researchers have demonstrated that a high concentration of the arts in a city leads to higher civic engagement, more social cohesion, higher child welfare, and lower poverty rates.
8. **Arts improve healthcare.** Nearly one-half of the nation’s healthcare institutions provide arts programming for patients, families, and even staff. 78% deliver these programs because of their healing benefits to patients—shorter hospital stays, better pain management, and less medication.
9. **Arts for the health and well-being of our military.** The arts heal the mental, physical, and moral injuries of war for military servicemembers and Veterans, who rank the creative arts therapies in the top four (out of 40) interventions and treatments. Across the military continuum, the arts promote resilience during pre-deployment, deployment, and the reintegration of military servicemembers, Veterans, their families, and caregivers into communities.
10. **Arts Strengthen Mental Health.** The arts are an effective resource in reducing depression and anxiety and increasing life satisfaction. Just 30 minutes of active arts activities daily can combat the ill effects of isolation and loneliness associated with COVID-19.



What Americans Say About the Arts

Americans are highly engaged in the arts and believe more strongly than ever that the arts promote personal well-being, help us understand other cultures in our community, are essential to a well-rounded K-12 education, and that government has an important role in funding the arts. (Data from *Americans Speak Out About the Arts in 2018*.*)

1. **“The arts provide meaning to our lives.”** 69% of Americans believe the arts “lift me up beyond everyday experiences,” 73% feel the arts give them “pure pleasure to experience and participate in,” and 81% say the arts are a “positive experience in a troubled world.”
2. **“The arts unify our communities.”** The personal benefits of the arts extend beyond the individual to the community. 72% believe “the arts unify our communities regardless of age, race, and ethnicity” and 73% agree that the arts “helps me understand other cultures better.”
3. **“Most of us seek out arts experiences.”** Nearly three-quarters of the adult population (72%) attended an arts or culture event during the previous year, such as the theater, museum, zoo, or a musical performance.
4. **“We experience the arts in unexpected places.”** Americans also enjoy the arts in “non-traditional” venues, such as a symphony in the park, a performance in an airport, or exhibitions in a hospital or shopping mall (70%).
5. **“There is near universal support for arts education.”** 91% agree that the arts are part of a well-rounded K-12 education. Over 90% say students should receive an education in the arts in elementary school, middle school, and high school. 89% say the arts should also be taught outside of the classroom in the community.
6. **“We support government arts funding at all levels.”** Most Americans approve of arts funding by local government (60%), state government (58%), federal government (54%), and by the National Endowment for the Arts (64%).
7. **“We will vote for candidates who increase arts funding.”** 53% support increasing federal government spending on nonprofit arts organizations (vs. 22% against). Americans are twice as likely to vote for a candidate who increases federal arts spending from 45 cents to \$1 per person than against one (37% vs. 18%).
8. **“We make art in our personal time.”** Half of all Americans are personally involved in art-making activities such as painting, singing in a choir, making crafts, writing poetry, or playing music (47%).
9. **“Creativity boosts job success.”** 55% of employed adults say their job requires them to “be creative and come up with ideas that are new and unique.” An even greater proportion (60%) say that the more creative and innovative they are at their job, the more successful they are in the workplace.
10. **“Cultural institutions add value to our community.”** Whether people engage with the arts or not, 90% believe cultural facilities (theaters, museums, sculpture parks, neighborhood arts centers) improve quality of life, and 86% believe cultural facilities are important to local business and the economy.
11. **“We donate to the arts.”** 24% of the population donated to an arts, culture, or public broadcasting organization in the previous year. Donors were typically younger and had higher incomes and education.
12. **“Not everyone in my community has equal access to the arts.”** Despite many benefits that the arts bring to individuals and communities, just 50% believe that “everyone in their community has equal access to the arts.”

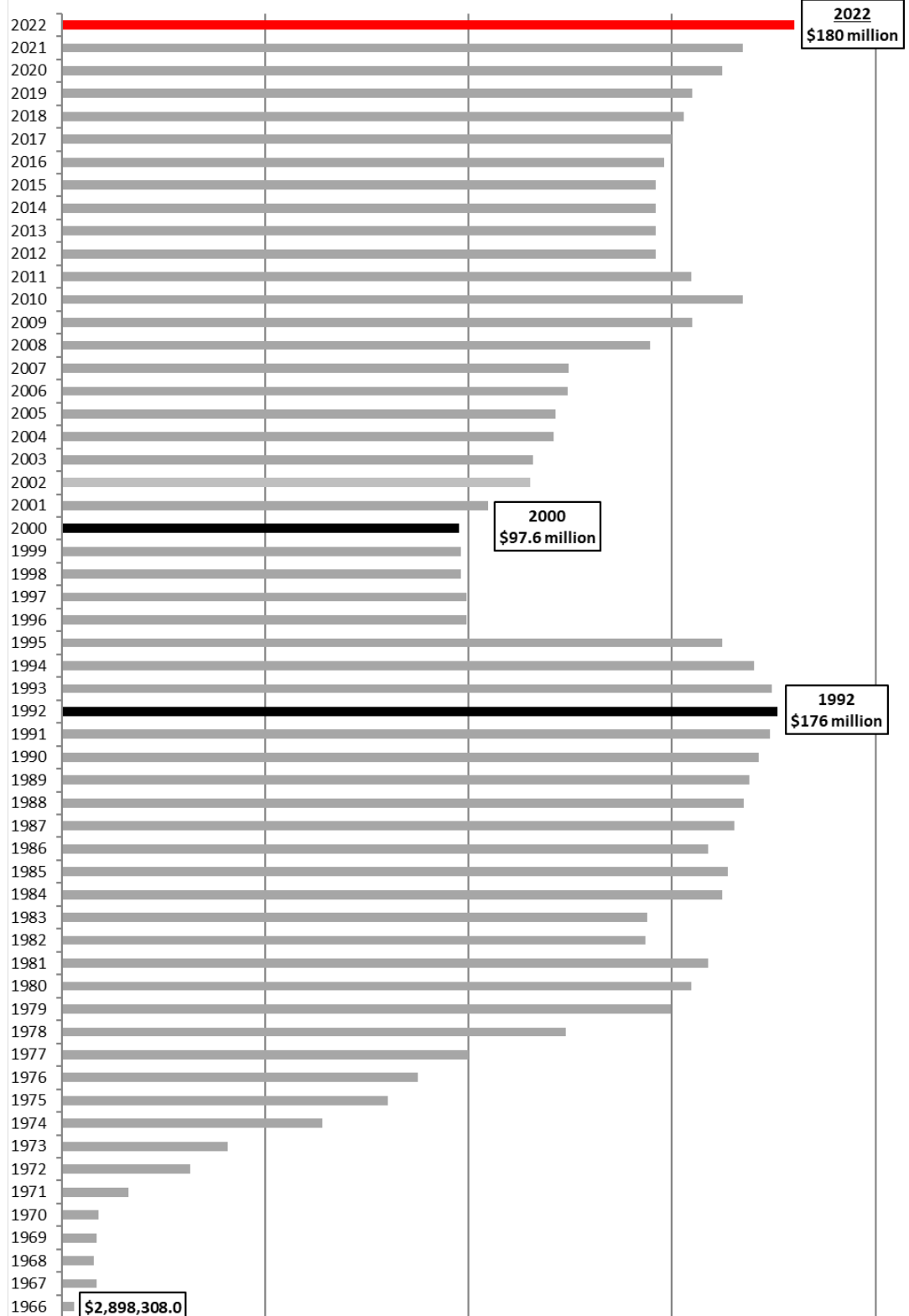
Americans Speak Out About the Arts in 2018, conducted by Ipsos Public Affairs for Americans for the Arts in 2018, is based on a nationally representative sample of 3,023 adults.



Arts Facts . . . National Endowment for the Arts (NEA)
 The NEA supports the creation, preservation, and presentation of the arts in America—a profound responsibility, yet funded by Congress at just \$180 million in 2022 (54 cents per capita).

Fiscal Year	Total Funds
2022	\$ 180,000,000
2021	\$ 167,500,000
2020	\$ 162,250,000
2019	\$ 155,000,000
2018	\$ 152,800,000
2017	\$ 150,000,000
2016	\$ 147,949,000
2015	\$ 146,021,000
2014	\$ 146,021,000
2013	\$ 146,020,000
2012	\$ 146,020,992
2011	\$ 154,690,000
2010	\$ 167,500,000
2009	\$ 155,000,000
2008	\$ 144,706,800
2007	\$ 124,561,844
2006	\$ 124,406,353
2005	\$ 121,263,000
2004	\$ 120,971,000
2003	\$ 115,731,000
2002	\$ 115,220,000
2001	\$ 104,769,000
2000	\$ 97,627,600
1999	\$ 97,966,000
1998	\$ 98,000,000
1997	\$ 99,494,000
1996	\$ 99,470,000
1995	\$ 162,311,000
1994	\$ 170,228,000
1993	\$ 174,459,382
1992	\$ 175,954,680
1991	\$ 174,080,737
1990	\$ 171,255,000
1989	\$ 169,090,000
1988	\$ 167,731,000
1987	\$ 165,281,000
1986	\$ 158,822,040
1985	\$ 163,660,000
1984	\$ 162,223,000
1983	\$ 143,875,000
1982	\$ 143,456,000
1981	\$ 158,795,000
1980	\$ 154,610,000
1979	\$ 149,585,000
1978	\$ 123,850,000
1977	\$ 99,872,000
1976	\$ 87,455,000
1975	\$ 80,142,000
1974	\$ 64,025,000
1973	\$ 40,857,000
1972	\$ 31,480,000
1971	\$ 16,420,000
1970	\$ 9,055,000
1969	\$ 8,456,875
1968	\$ 7,774,291
1967	\$ 8,475,692
1966	\$ 2,898,308

NEA Appropriations History Fiscal Years 1966 to 2022

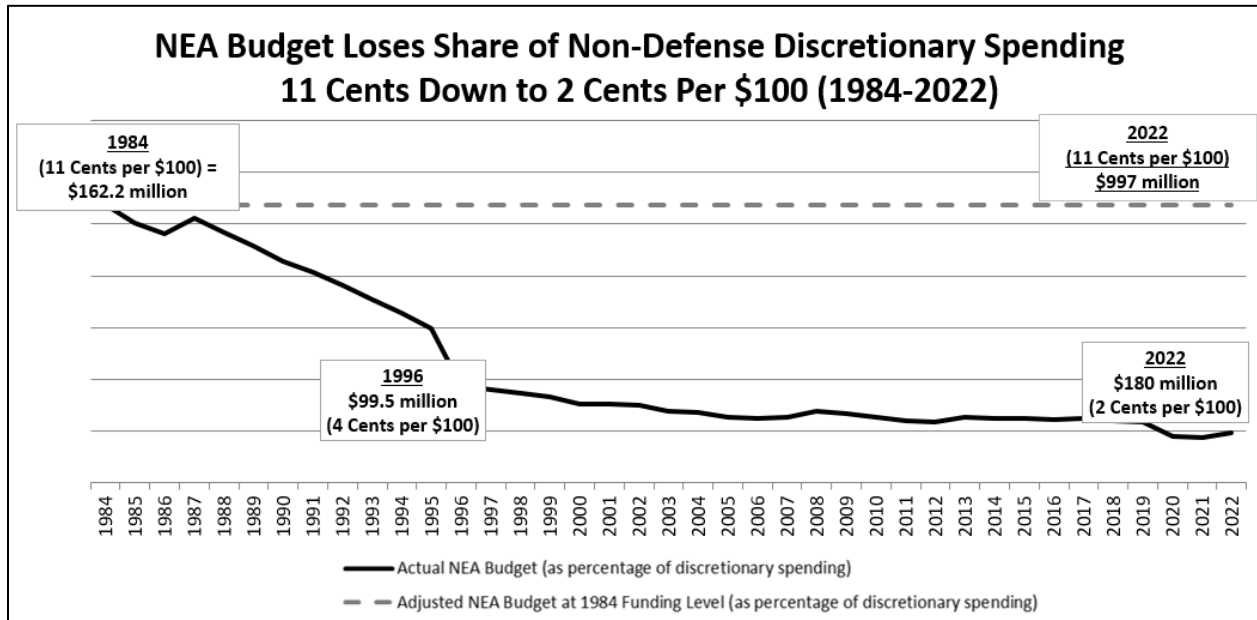




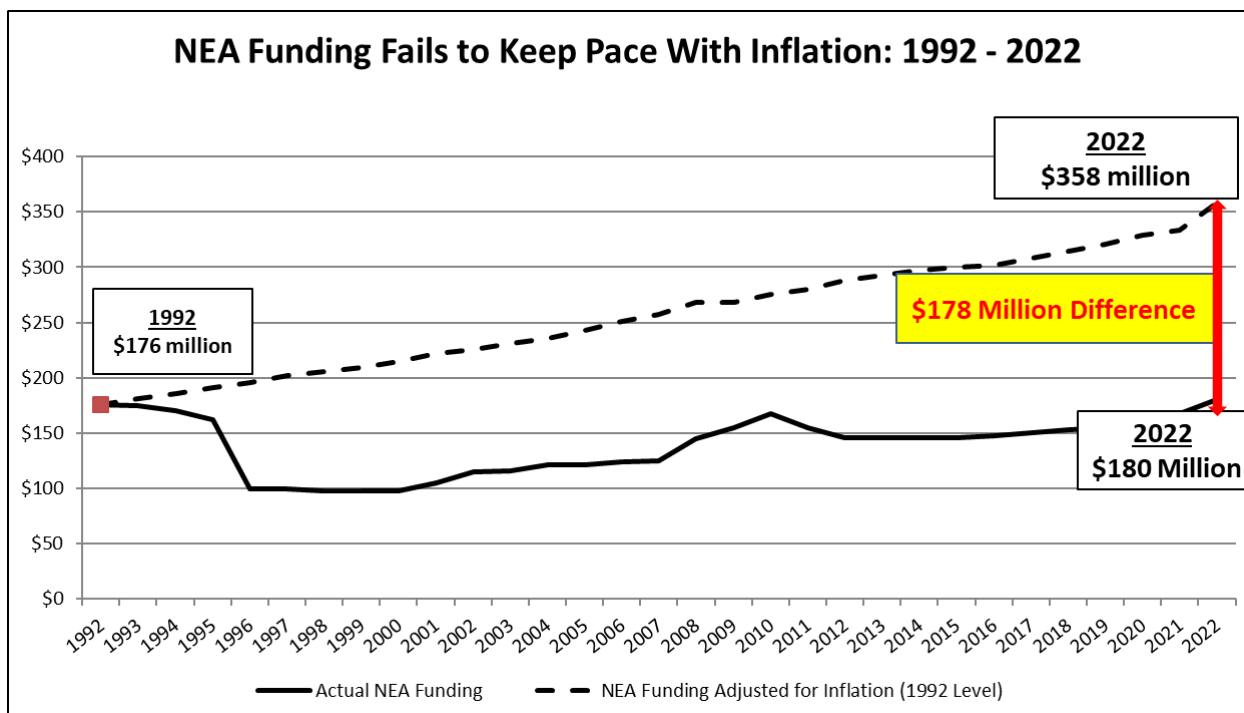
Arts Facts . . . NEA Funding Fails to Keep Pace with Inflation

The NEA budget has long failed to keep pace with inflation and its share of federal non-defense discretionary spending. When adjusted for inflation, the NEA’s 1992 budget would be twice the actual 2022 budget.

If the National Endowment for the Arts (NEA) had simply maintained its 1984 percentage of non-defense discretionary spending (11 cents per \$100 of spending), the 2022 NEA budget would be \$997 million. In 2022, the NEA receives 2 cents per \$100 of non-defense discretionary spending (\$180 million).



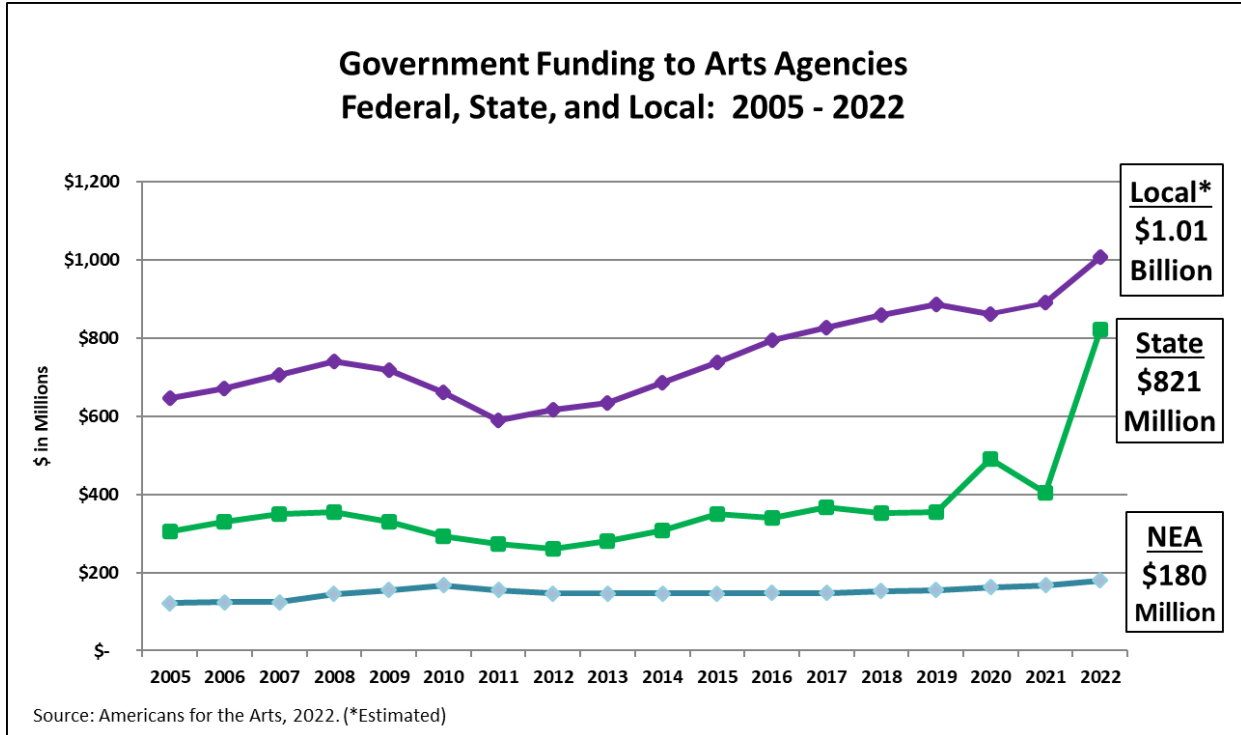
If the NEA's 1992 budget had simply remained constant and was only adjusted for inflation, it would have been \$358 million in 2022, instead of \$180 million, a \$178 million difference.



Source: NEA; Congressional Budget Office. Analysis by Americans for the Arts, 2022.



Arts Facts . . . Government Funding to Arts Agencies
 In 2022, local and state government funding to their arts agencies increased and NEA funding increased to \$180 million, its highest level ever.



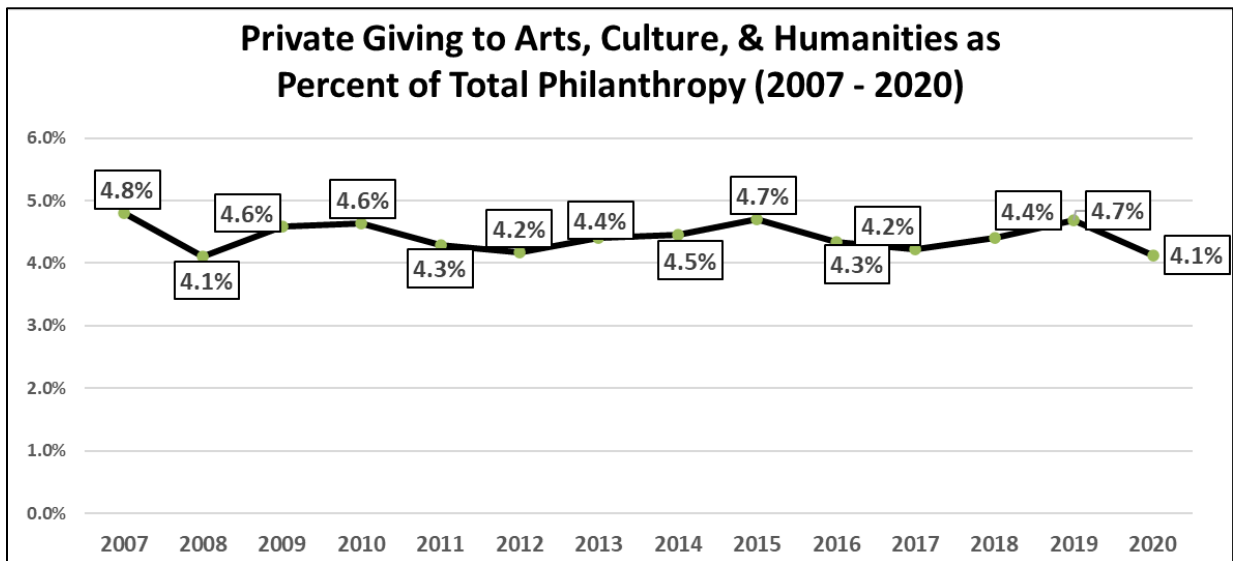
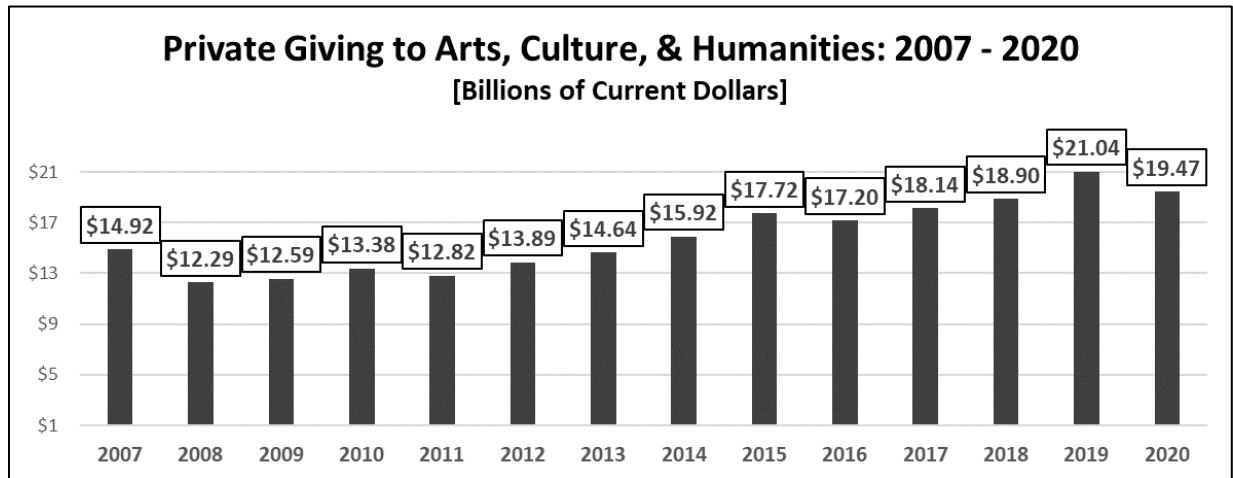
- Local** government funding to local arts agencies is an estimated \$1.01 billion in 2022, a 13% increase from 2021. Pandemic relief funding may be the source for much of the increase and it remains to be seen how much will be sustained. There are an estimated 4,500 local arts agencies in the U.S. (\$1.01 billion = \$3.02 per capita)
- State** legislative arts appropriations spiked 104% to \$821 million in 2022, up from \$403 million in 2021. The rebound is likely temporary as many states used an influx from state revenues and federal pandemic relief to support the arts. (\$821 million = \$2.47 per capita)
- Federal** appropriations to the National Endowment for the Arts (NEA) increased to \$180 million in 2022, up from \$167.5 million in 2021. This is the highest level of NEA funding ever, eclipsing the \$176 million appropriation in 1992. When accounting for inflation, however, the 2022 figure has nowhere near the same real dollar value. If the NEA's 1992 budget had remained constant and was only adjusted for inflation, it would be \$358 million in 2022, instead of \$180 million (a \$178 million difference). (\$180 million = 54 cents per capita)

Note: These figures are limited to government funding directly to the NEA, state arts agencies, and local arts agencies. They do not, however, represent the full breadth of government funding, such as legislative line items to culture organizations, facilities, or arts funding by non-arts government agencies.

Sources: Americans for the Arts, National Assembly of State Arts Agencies, and U.S. Census Bureau, 2022.

Arts Facts . . . Private Sector Philanthropy

Giving to the arts by individuals, foundations, and corporations decreased 7.5% to \$19.47 billion in 2020 (-8.6% when adjusted for inflation) and represented 4.1% of all charitable giving.



- **In 2020, private sector giving to the arts, culture, and humanities—by individuals, foundations, and corporations—was \$19.47 billion, a 7.5% decrease** from a revised \$21.04 billion in 2019. When adjusted for inflation, this represents an 8.6% decrease.
- **As a percentage of all charitable giving, the arts dropped to 4.1%, its lowest share since 2008.** Maintaining a strong and steady share of overall philanthropy demonstrates relevance of the arts sector. Even small fluctuations in the share of total philanthropy have significant financial implications. The arts have historically been *procyclical*, meaning contributions grow faster than average in good economic times and contract faster in bad times.
- **Private contributions to all charities were up 5.1% in 2020 (+3.8% when adjusted for inflation) reaching \$471.44 billion.** Total giving by corporations was down 6.1% \$16.88 billion while foundations soared, increasing 17% to \$88.55 billion. Individual giving maintained an upward trajectory with a 2.2% increase to \$324.10 billion.

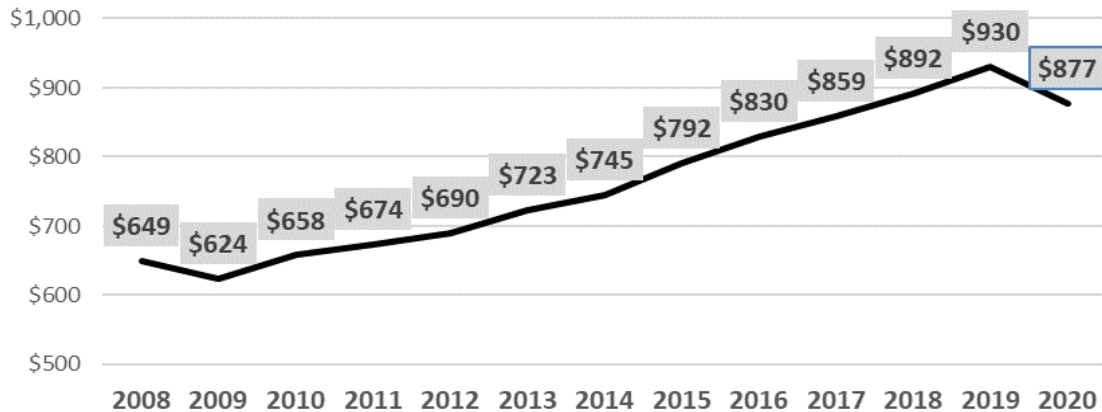
Source: *Giving USA: The Annual Report on Philanthropy for the Year 2020*. Giving USA Foundation, June 2021.



Arts Facts . . . Arts & Culture = 4.2% of GDP in 2020

According to the U.S. Bureau of Economic Analysis, arts and culture contributed \$876.7 billion to the nation’s economy in 2020. This represents 4.2% of the GDP—a larger share of the economy than transportation, agriculture, and utilities.

Arts & Culture Production in the U.S. Economy
[Billions of Current Dollars]



The entire U.S. arts and culture sector (nonprofit, commercial, education) was an \$876.7 billion industry in 2020. This represents 4.2% of the nation’s Gross Domestic Product (GDP)—a larger share of the economy than transportation, agriculture, and utilities—according to the [U.S. Bureau of Economic Analysis](#) (BEA). The 2020 figure is a 5.8% decrease from a revised \$930.3 billion in 2019. These findings reflect the first year of the COVID-19 pandemic.

- The arts and culture sector supported 4.6 million wage and salary workers in 2020, down from a pre-pandemic figure of 5.2 million in 2019.
- In 2020, the arts sector decreased 5.8%, which was worse than the overall U.S. economy decrease of 3.4%.
- The BEA and NEA observed the following in their [analysis](#): “In year one of the COVID-19 pandemic, few areas of the U.S. economy were harder hit than the performing arts: Performing arts presenters and performing arts companies joined oil drilling/exploration and air transportation as the steepest-declining areas of the U.S. economy in 2020. After adjusting for inflation, the value added by performing arts presenters (including festivals) fell by nearly 73% between 2019 and 2020.”
- Arts and culture represent an important share of state economies (“Gross State Product” or “GSP”): California (7.5%), Utah (3.5%), Minnesota (2.9%), Vermont (2.9%). Find your state [here](#).
- That the BEA measures arts and culture production in the U.S. is itself an indication of the important role of the arts in building a healthy economy and ensuring our global competitiveness.

Note: The BEA updated its national data for prior years. For example, the previous 2019 figure of \$920 billion is now \$930 billion.

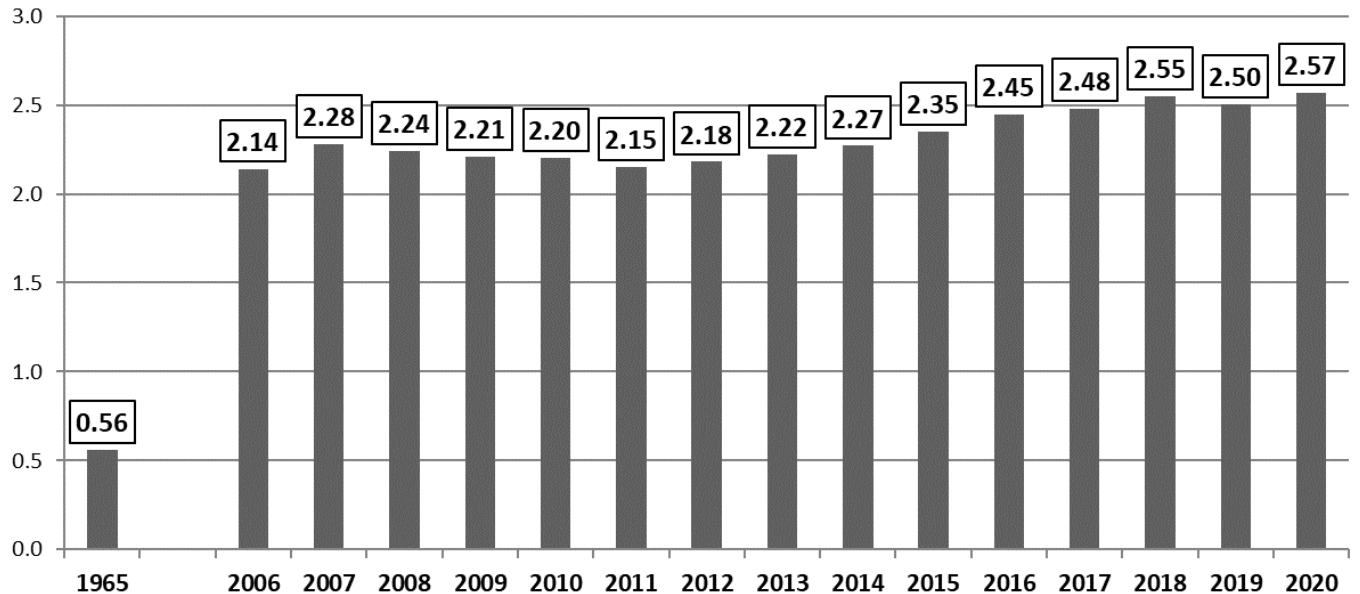
Sources: U.S. Bureau of Economic Analysis, *Arts and Cultural Production Satellite Account* (ACPSA), 2022. (NEA Release [here](#).)



Arts Facts . . . Artist Employment

As counted by the U.S. Bureau of Labor Statistics, there are 2.6 million artists in the U.S. workforce—1.6% of all workers. The unemployment rate for artists grew from 3.7% in 2019 to 10.3% in 2020.

Artists in U.S. Workforce: 2006-2020 [millions]



- The U.S. Bureau of Labor Statistics (BLS) reports that there were 2.57 million artists in the U.S. workforce in 2020—representing 1.6% of all workers ages 16 and older.
- In 2020, the unemployment rate for artists was 10.3%, up from 3.7% in 2019. The 2020 unemployment rate for artists remains higher than “Professionals” (4.9%), a category of workers that includes artists and other occupations that generally require college training. The 2020 unemployment rate for the total workforce was 7.8%.
- It is important to note that this analysis of the artist labor force is comprised of just 11 occupational categories: architects; art directors, fine artists, and animators; designers; actors; producers and directors; dancers and choreographers; musicians; announcers; writers and authors; photographers; and other artists and entertainers. While these categories only capture a portion of all artists in the workforce, this methodology has been used by the federal government for over 50 years, which makes it a valuable artist employment trend.
- Also noteworthy is that this is an analysis solely of *artist* employment. It does not include many arts-related jobs such as arts administrators, curators, technical staff, and fundraisers.

Source: National Endowment for the Arts, Office of Research & Analysis, and the U.S. Bureau of Labor Statistics, 2021.

Arts Facts . . . Economic Impact of the Arts

According to the most recent study (2017), the nonprofit arts industry generated \$166.3 billion in total economic activity in 2015—supporting 4.6 million jobs and generating \$27.5 billion in government revenue.

Economic Impact of the Nonprofit Arts and Culture Industry

Total Economic Activity	\$166.3 Billion
Direct spending by nonprofit arts and culture <u>organizations</u>	\$63.8 Billion
Event-related spending by arts <u>audiences</u>	\$102.5 Billion
Total Full-Time Equivalent Jobs Supported	4.6 Million
Total Household Income Generated	\$96.1 Billion
Total Government Revenue Generated	\$27.5 Billion
Federal income tax revenue	\$12.9 Billion
State government revenue	\$7.7 Billion
Local government revenue	\$6.9 Billion

- Nonprofit arts and culture organizations are valued members of the business community. They employ people locally, purchase goods and services in the community, are members of their Chambers of Commerce, and promote their regions.
- In 2015, these organizations—performing and visual arts organizations, festivals, public art programs, municipally owned museums and arts centers, and more—pumped an estimated \$63.8 billion into the nation’s economy. This economic activity leveraged an additional \$102.5 billion in event-related spending by arts audiences. The \$166.3 billion in total economic activity supported 4.6 million full-time equivalent jobs and generated \$27.5 billion in total government revenue.
- When patrons attend an arts event, they may pay for parking, eat at a restaurant, shop in local retail stores, and have dessert on the way home. Based on the 212,691 audience surveys conducted for this study, the typical attendee spends \$31.47 per person, per event, beyond the cost of admission. 34% of arts attendees live outside the county in which the arts event takes place; they spend an average of \$47.57 apiece. When asked why they traveled, 69% said it was specifically to attend that arts event.
- *Arts & Economic Prosperity 5* demonstrates that the arts are an industry that supports jobs, generates government revenue, and is a cornerstone of tourism. Business and elected leaders need not feel that a choice must be made between arts funding and economic prosperity. This study proves that they can choose both. Nationally as well as locally, the arts mean business!

Source: *Arts & Economic Prosperity® 5*, Americans for the Arts, 2017. Visit AmericansForTheArts.org/AEP5.

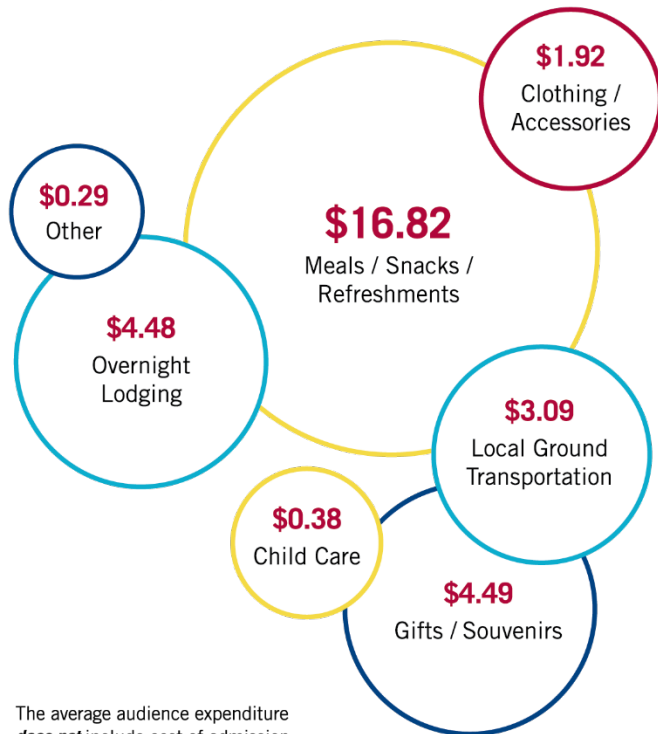
Arts Facts . . . Spending by Arts Audiences

The arts leverage significant amounts of event-related spending by their audiences. Attendees to nonprofit arts and culture events spend an average \$31.47 per person, per event (beyond the cost of admission).

**Arts Audiences Spend an Average of \$31.47 Per Person, Per Event
(Not including admission costs)**

Average Per Person Per Event

Audience Expenditures: \$31.47



The average audience expenditure **does not** include cost of admission.

Local vs. Nonlocal Arts Audience Spending

Local Audience Spending // \$23.44



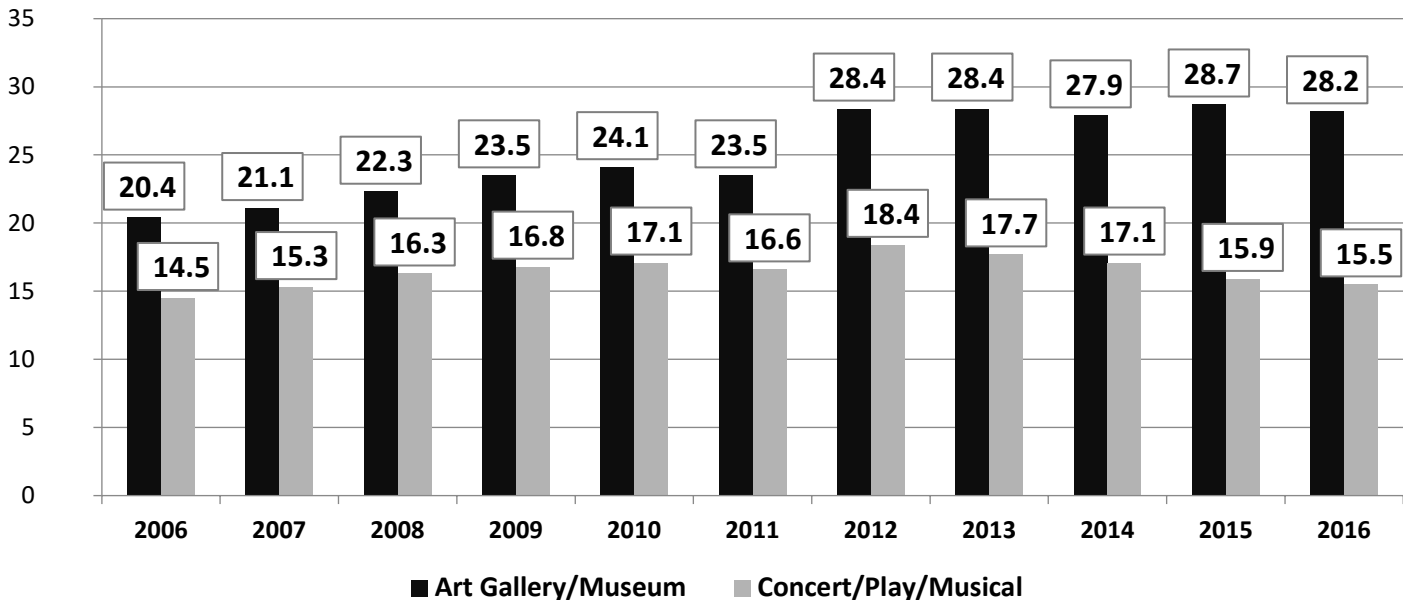
Nonlocal Audience Spending // \$47.57



- When patrons attend an arts event, they may pay for parking, eat at a restaurant, shop in local retail stores, and have dessert on the way home. Based on the 212,691 audience surveys conducted in the AEP5 study, the typical attendee spends \$31.47 per person, per event, beyond the cost of admission.
- 34% of attendees came from outside the county in which the arts event took place. They spent twice as much as their local counterparts (\$47.57 vs. \$23.44). When asked WHY they traveled from out of town to attend that arts event, 69% reported that the primary reason for their trip was, "Specifically to attend this arts event." This demonstrates the power of the arts to attract out-of-town visitors.
- Communities that attract culture tourists stand to harness these significant economic rewards. When governments invest in the arts, they are supporting local jobs, generating tax revenues, and fueling a creativity-based economy.
- Visit AmericansForTheArts.org/AEP5 for more information on the Arts & Economic Prosperity 5 study.

Source: Arts & Economic Prosperity[®] 5, Americans for the Arts, 2017.

Percentage of Foreign Visitors Participating in Arts & Culture While Visiting the U.S. 2006-2016



U.S. cultural destinations help grow the U.S. economy by attracting foreign visitor spending. In 2016, 28% of overseas visitors went to an art gallery or museum, while 16% attended a concert, play, or musical during their visit, per the International Trade Commission in the Department of Commerce. Arts destinations help grow the economy by attracting foreign visitor spending—effectively making the arts an export industry.

Cultural travelers to the United States out-stay, out-travel, and out-spend other types of international tourists. In 2016 the overseas cultural tourist's median length of stay was 11 nights (for business travelers the median was 7). 88% of cultural heritage travelers went shopping, and 38% visited more than one state (compared to 79% and 26% of business travelers respectively).

More than two-thirds (68%) of American adult travelers say they included a cultural, arts, heritage, or historic activity or event while on a trip of 50 miles or more, one-way, in 2012. This equates to **116** million cultural travelers. Of this group, 28% (**32.5** million travelers) added extra time to their trip because of a cultural, arts, heritage, or historic activity or event. Of those who extended their trip, 40% did so by one or more nights.

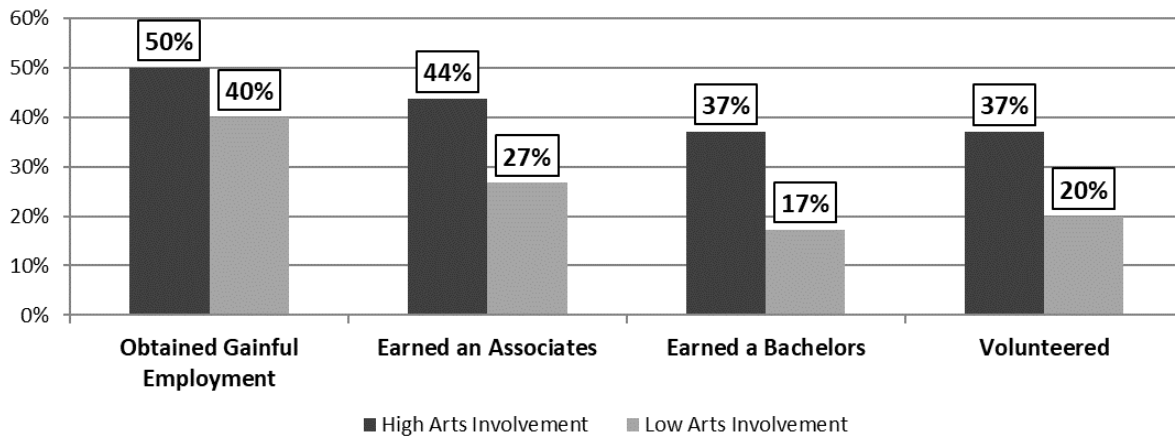
The United States has exported more arts and culture goods and services than it imported since 2006, including during the Great Recession. In 2014, the arts netted a \$26.4-billion-dollar trade surplus. The arts have outperformed the overall U.S. Balance of Trade—increasing its surplus tenfold from 2006 to 2014—while U.S. goods and services trade has registered a deficit every year over the same period.

Sources: U.S. Department of Commerce, ITA, National Travel & Tourism Office; Bureau of Economic Analysis, 2017; Mandala Research, 2013; U.S. Travel Association.



Arts Facts...Advantages of Arts Learning Continues over Time
Students from low-income backgrounds who are highly engaged in the arts are more than twice as likely as their peers with low arts involvement to earn a bachelor's degree.

High Arts Involvement Among Students From Low-Income Backgrounds is Related to Finding a Better Job, Earning Degrees, and Volunteering



In the late 1990s, UCLA education researcher, Dr. James Catterall, analyzed data from the National Educational Longitudinal Survey, a study of 25,000 secondary school students, over four years. He found significant connections between high involvements in arts learning and general academic success.

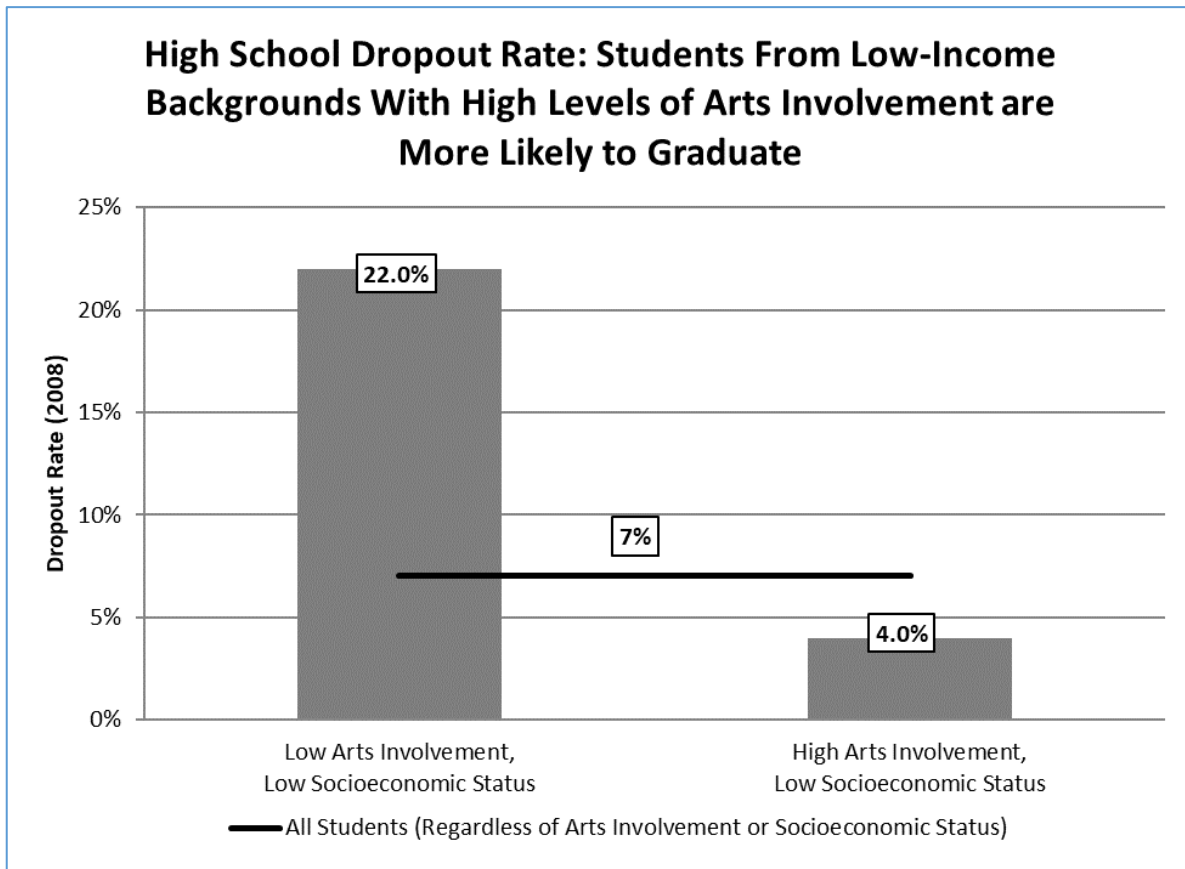
In 2009, Catterall analyzed 10 additional years of data for the exact same cohort of students, now aged 26. The results strongly connect arts learning with continued success in academics and in life.

- The study found significant advantages for “arts engaged low-socioeconomic status [low-SES] students” in college-going and types of employment, as well as strong advantages in volunteerism and voting.
- Employment for the arts students included better jobs with higher pay, more responsibility, more promotion opportunity, and more employee satisfaction.
- Catterall concluded that the benefits to arts-engaged students are measurable and unparalleled. He states: “In the annals of education research, it is hard to find average performance or outcome statistics reported for low-SES students that exceed such measures for the entire population.”

Source: Catterall, James S. (2009). *Doing Well and Doing Good by Doing Art: The Effects of Education in the Visual and Performing Arts on the Achievements and Values of Young Adults*.

Arts Facts...Improved Academic Performance

Students who participate in the arts, both in school and after school, demonstrate improved academic performance and lower dropout rates.



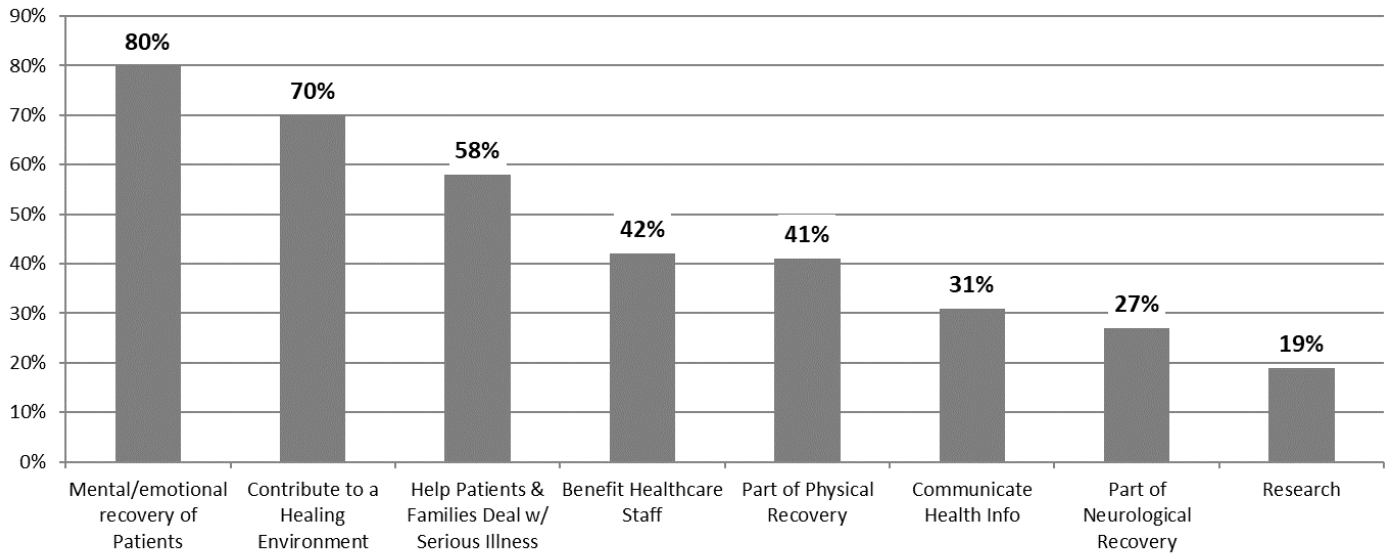
- Longitudinal data of 25,000 students demonstrate that involvement in the arts is linked to higher academic performance, increased standardized test scores, more community service, and lower dropout rates (see chart above). These cognitive and developmental benefits are reaped by students regardless of their socioeconomic status.
- The report, *Critical Links*, contains 62 academic research studies that, taken together, demonstrate that arts education helps close the achievement gap, improves academic skills essential for reading and language development, and advances students' motivation to learn.
- Research conducted between 1987 and 1998 on young people working in the arts for at least three hours on three days of each week throughout at least one full year, demonstrated the following:
 - ✓ 4 times more likely to have been recognized for academic achievement.
 - ✓ Being elected to class office within their schools more than 3 times as often.
 - ✓ 4 times more likely to participate in a math and science fair.
 - ✓ 3 times more likely to win an award for school attendance.
 - ✓ 4 times more likely to win an award for writing an essay or poem.

Sources: NEA Office of Research & Analysis (Catterall 2012); Arts Education Partnership (Deasy, 2002); Americans for the Arts (Heath 1998).

Arts Facts . . . Arts and Healthcare

Nearly half of the nation’s healthcare institutions provide arts programming for patients, families, and staff. 80% provide these programs because they benefit patients and create a healing environment.

Why Healthcare Institutions Invest in the Arts



- A 2007 [national survey](#) about arts programs in healthcare institutions conducted by The Joint Commission—which accredits the nation’s 22,000 hospitals and healthcare entities—showed that nearly half (49%) have active arts programs, and all indicators point to a larger percentage today. When hospital administrators were asked, “Why the arts,” chief among the responses were that they aid in the mental and emotional recovery of patients (80%) as well as their physical recovery (41%).
- Many programs extend beyond the patients to strengthen the entire healing system: 80% serve patients directly, 58% include the patient’s family, and 42% are for staff to help them deal with workplace stress. Arts programs in hospitals have even been shown to [reduce nursing staff turnover](#).
- A landmark study published in [The Gerontologist](#) revealed that weekly arts participation (singing in a choral group) by persons aged 65 and older resulted in better physical and mental health, fewer doctor visits, and less medication usage than the study’s non-singing control group. In fact, comparing just medication use and doctor visits, the individuals who sang in the chorus had an annual savings of \$172.91 per year, per participant. Incorporating the arts into elder care can add up to huge savings for Medicare, private insurers, and individuals.
- In addition to humanizing the hospital environment, there is a growing body of research that demonstrates the economic benefits of arts in healthcare programs, including shorter hospital stays, less medication, and fewer doctor visits.

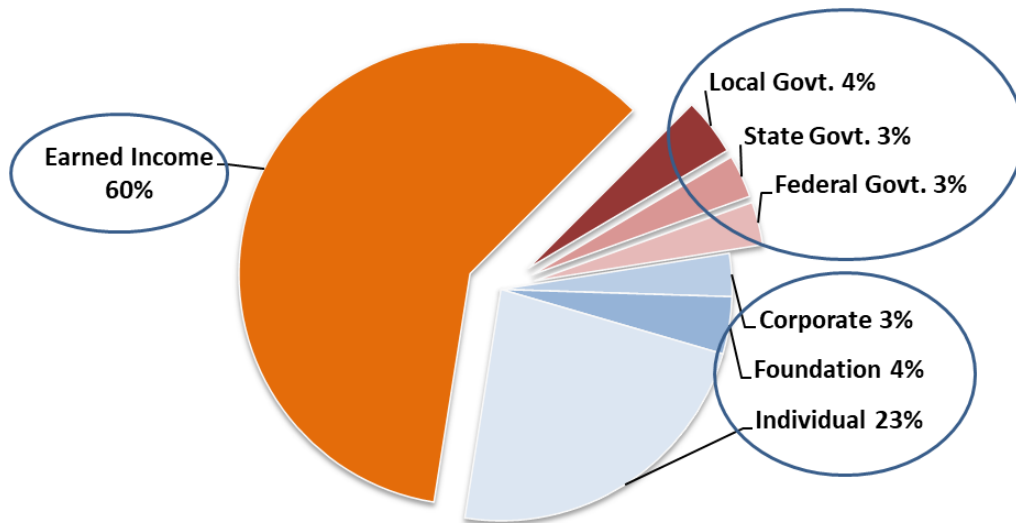
Source: Americans for the Arts, 2021.

Arts Facts . . . Arts Organization Revenues (Pre-COVID-19)

Revenue from earned income is the largest source of income for nonprofit arts organizations. The remainder must be raised through contributions and grants. Even small fluctuations in contributed revenue can mean deficits for many organizations.

Revenue Sources for Nonprofit Arts & Culture Organizations

(Pre-Pandemic, Estimated)



Support for the nonprofit arts is a mosaic of funding sources—a delicate 60-30-10 balance of earned revenue, private sector contributions, and government support. The chart above provides a snapshot of the revenue picture for a typical nonprofit arts and culture organization in the U.S. Considering that there are approximately 120,000 such organizations, including public sector ones, the revenue picture for individual organizations can vary widely. These estimates are pre-COVID-19 pandemic.

1. Earned income (60%) represents a little over half of the total revenue pie and includes ticket sales, sponsorships, fundraising events, and investment and endowment income.
2. Private sector (30%) contributions (individual, foundation, and corporate giving) are the second largest portion of the revenue pie. The largest segment is comprised of individuals.
3. Government funding (10%)—local, state, and federal—is the smallest of the three revenue categories, yet is a vital lever in generating private sector contributions. Note that total federal arts support is not limited to the National Endowment for the Arts. It also includes the Kennedy Center, Smithsonian Institution, Corporation for Public Broadcasting, and even arts programming within the agencies such as the U.S. Departments of Justice and Education. Local and state governments have similarly diverse sources of arts funding.

Source: Estimate by Americans for the Arts based on analyses of federal and industry association data. 2020.

LETTERS FROM PARTNERS



The 2022 Congressional Arts Handbook is current as of April 8, 2022.
Please visit AmericansForTheArts.org/AAD/Handbook to find the most
up-to-date versions of the Letters From Partners.



April 1, 2022

Dear Member of Congress:

Americans for the Arts represents a network of more than 220,000 organizational and individual members and stakeholders across the country. Together, all of us are dedicated to serving local communities and creating opportunities for every American to participate in and appreciate all forms of the arts.

As the host of the National Arts Action Summit, Americans for the Arts is joined by over 200 arts, humanities, and civic organizations, representing thousands of cultural organizations in every state, city, and town to urge the 117th Congress to support legislation promoting the arts and the jobs they create and sustain in your district and state. Below are the policy asks of the coalition:

Creative Economy Legislation: We call on you to support legislation listed below to invest in the country's creative economy and workforce and promote economic inclusion; to recognize artists, entrepreneurs, and nonprofit arts organizations as contributors to the small business community; improve and revitalize rural, remote, and underserved populations; and support the creative economy through federal programs and actions.

- Comprehensive Resources for Entrepreneurs in the Arts to Transform the Economy Act (CREATE Act) HR 6381 / S.3521
- Promoting Local Arts and Creative Economy Workforce Act (PLACE Act) HR 6569 / S.3560
- 21st Century Federal Writers Project Act (21CFWP) HR 3054
- Creative Economy Revitalization Act (CERA) HR 5019 / S. 2858
- Performing Arts Tax Parity Act (PATPA) HR 4750 / S. 2872
- Help Independent Tracks Succeed (HITS) Act H.R. 1945/S. 753
- Saving Transit Arts Resources Act (STAR Act) HR 2380
- Arts Education for All Act (AEFA) HR 5581

Federal Funding for FY 2023:

- We ask you to support at least \$203.55 million for the **National Endowment for the Arts (NEA)**.
- Provide robust funding of at least \$52 million for the **IMLS Office of Museum Services**.
- We ask you to support an appropriation of \$40 million to fund the Assistance for Arts Education program of the **U.S. Department of Education's** Office of Innovation and Improvement. Provide \$2 billion in support for the Student Support & Academic Enrichment Grants under Title IV, Part A, to support Well-Rounded Education, and provide \$1.8 billion in support for the Nita Lowey 21st Century Community Learning Centers (21stCCLC) after-school program.

We thank you for supporting these issues on behalf of the creative and historic work of America's cultural organizations.

Sincerely,

Nolen V. Bivens
President & CEO

April 2, 2022

Dear Members of Congress,

The Art Dealers Association of America (ADAA) is pleased to be a National Partner of the 2022 National Arts Action Summit. ADAA is a nonprofit membership trade association that supports the economic and cultural contributions of the nation's leading fine art galleries. The ADAA includes nearly 190 members from more than 30 cities in the U.S., representing hundreds of established and emerging artists internationally.

The ADAA serves as a resource and advocate, raising awareness of dealers' critical roles in the international art market and the cultural community, and focuses on issues pertaining to connoisseurship, scholarship, ethical practice, and public policy.

We ask our leaders in Congress to:

- **Continue their expanded funding for, and bi-partisan support of, the National Endowment for the Arts (NEA) and National Endowment for the Humanities (NEH);** their grants provide critical support to our creative communities.
- **Co-sponsor the CREATE Act** (Comprehensive Resources for Entrepreneurs in the Arts to Transform the Economy Act), which improves access to economic development tools and expands loan programs for businesses within the creative fields as well as those that employ creative workers.
- **Co-sponsor the PLACE Act to further build small business support.** The Promoting Local Arts and Creative Economy Workforce Act (PLACE Act) bolsters local creative economies and workers in creative industries. It amends existing legislation to include the arts, creates new creative economy grants, and directs funding for creative businesses. Of particular interest to ADAA is the provision designed to update the tax code to provide a fair market deduction for artists' contributed works.

We are grateful for your continued hard work and your support of the small businesses that comprise the art gallery community across the U.S. We hope that in supporting the above-mentioned legislation, and other legislation that fosters the creative economy, you will honor the financial and emotional value that the arts, and the individual artists themselves, provide for all of us.

Yours sincerely,



Maureen Bray
Executive Director
ADAA

205 Lexington Avenue
Suite #901
New York, NY 10016
telephone: (212) 488-5550
fax: (212) 488-5539
e-mail: adaa@artdealers.org
website: www.artdealers.org

BOARD OF DIRECTORS

Anthony Meier
President

Justine Birbil
Vice President

Susan Sheehan
Secretary

John Van Doren
Treasurer

Eleanor Acquavella
Claudia Altman-Siegel
Allison Ayers
John Corbett
Katherine Degen
William Griffin
Robert Grosman
Steve Henry
Emily-Jane Kirwan
Wendi Norris
Nick Olney


EX-OFFICIO

Past Presidents
William R. Acquavella
Richard Solomon
Roland J. Augustine
Lucy Mitchell-Innes
Dorsey Waxter
Adam Sheffer
Andrew Schoelkopf

ADMINISTRATION

Maureen Bray
Executive Director

Jo Backer Laird
Counsel



April 1, 2022

Dear Member of Congress:

The Association of Independent Colleges of Art and Design (AICAD) is pleased to be a sponsor of the 2022 National Arts Action Summit. AICAD is a non-profit consortium of the leading specialized arts and design schools in the US and Canada. AICAD's mission is to help strengthen its member schools individually and collectively, and to inform the public about the value of studying arts and design in higher education.

On behalf of our member schools, AICAD highlight the following policy recommendations:

1. **Promote access to arts and design education at all levels for all students**, through ensuring Federal Financial Aid policy continues to forefront student choice in higher education, supporting the Biden Administration's efforts to double the Pell Grant maximum, and supporting the Arts Education for All Act (HR 5581).
2. **Recognize the value of and support the Creative Economy as a key component of the country's overall economic health.** There are multiple pieces of legislation currently proposed that together offer a new vision to supercharge the creative economic powerhouse and ensure a full, vibrant life for all Americans.
 - a. The **Promoting Local Arts and Creative Economy Workforce Act** (PLACE Act – HR 6569/S 3560) bolsters local creative economies and workers in creative industries. It amends existing legislation to include the arts, creates new creative economy grants, and directs funding for creative businesses.
 - b. The bi-partisan **Comprehensive Resources for Entrepreneurs in the Arts to Transform the Economy Act** (CREATE Act – HR 6381/S 3521) aligns policy to serve those that make our creative economy prosper. It expands SBA and EDA loan programs, and integrates creative work into support programs.
 - c. The **Creative Economy Revitalization Act** (CERA – HR 5019/S 2858), a bi-partisan workforce bill, authorizes \$300m in grants to pay local creative workers through public creative projects like festivals, performances, public art, narrative gathering from first responders and marginalized communities, and arts education work.

236 Hope Street
Providence, RI 02906

P — 401-270-5991
F — 401-270-5993
W — aicad.org

We strongly believe that the future success of the United States depends upon our ability to retain our place in the world as innovators and creators, now more than ever. The arts, and arts education, are a critical component to achieving this future. Thank you for your interest and thoughtful consideration of these recommendations.

Sincerely,

Deborah Obalil
President & Executive Director

Alberta University of the Arts
Art Academy of Cincinnati
Art Center College of Design
California College of the Arts
California Institute of the Arts
College for Creative Studies
Columbus College of Art and Design
Cornish College of the Arts
Cranbrook Academy of Art
Delaware College of Art & Design
Emily Carr University of Art and Design
Kansas City Art Institute
Laguna College of Art and Design

Lesley University College of Art and Design
Maine College of Art
Maryland Institute College of Art
Massachusetts College of Art and Design
Milwaukee Institute of Art and Design
Minneapolis College of Art and Design
Montserrat College of Art
Moore College of Art and Design
New York School of Interior Design
NSCAD University
OCAD University
Otis College of Art and Design

Pacific Northwest College of Art at Willamette University
Parsons School of Design
Pennsylvania Academy of the Fine Arts
Pennsylvania College of Art and Design
Pratt Institute
Rhode Island School of Design
Ringling College of Art and Design
San Francisco Art Institute
School of the Art Institute of Chicago
School of the Museum of Fine Arts at Tufts University
School of Visual Arts
The University of the Arts

THANK YOU TO OUR PARTNERS

A Bucket For the Well, LLC

A Melody For You

ACANSA

Actors' Equity Association

AIR Institute

Alabama Arts Alliance

Alabama Institute for
Education in the Arts

Alabama Visual Arts Network

Alachua County, Florida

Alaska State Council on the Arts

American Alliance of Museums

American Dance Therapy
Association

Americans for the
Arts Action Fund

Anatolia Art & Craft Studio

Art Dealers Association of America

Art Fair 14C

Art is Here Partnership

Arte Libre VA

ARTivistUS

ArtPride New Jersey

ArtPride New Jersey
Foundation Inc

Arts & Cultural Alliance of Freeport

Arts Access, Inc.

Arts and Cultural Alliance
of Sarasota County

Arts Council for Long Beach

Arts Council of Fayetteville/
Cumberland County

Arts Council of Greater New Haven

Arts Council of York County

Arts Foundation of Cape Cod

Arts North Carolina

Arts Services Inc of Western NY

Arts Services Inc.

ArtsGreensboro

ArtsKC—Regional Arts Council

ArtsMemphis

ArtWorks Trenton

Ascend Performing Arts

Association of Arts Administration
Educators (AAAE)

Association of Independent
Colleges of Art & Design

Athens Film Arts Institute
Inc., dba Cine

Atlanta Chamber Players, Inc.

Austin Peay State University
Center of Excellence for
the Creative Arts

Benjamin Briones Ballet

Big Heavy World

Brownstein Hyatt

Carolyn Dorfman Dance

Catalyst: Arts for All

Center for American Military
Music Opportunities (CAMMO)

Center for Excellence in Nonprofits

Center for Puppetry Arts

Central Florida Community Arts

Centre for Black Culture and
International Understanding

CERF+: The Artists Safety Net

CETA Arts Legacy Project

Chattanooga Theatre Centre

Chinese Culture Center
of San Francisco

Chorus America

Citizens for the Arts
in Pennsylvania

City of Lancaster

City of Longmont—Art in
Public Places (AIPP)

City of Los Angeles Cultural Affairs

City of Monroe

City of Reno

City of Wichita

Clever Octopus

Colorado Business Committee
for the Arts (CBCA)

Colorado Theatre Guild	Greater Augusta Arts Council	Maui Pops Orchestra Inc
Compassionate Artists	Greater Miami Convention & Visitors Bureau	Maxim Health Services
Concord Theatricals	Greater Philadelphia Cultural Alliance	Mexican American Council
Connecticut Arts Alliance	Greater Pittsburgh Arts Council	Mid Atlantic Arts
Creative New Mexico	Hands On	Mid America Arts Alliance
Creative Washtenaw	Hartford Stage	Mississippi Alliance for Arts Education
Crespin Insurance Services	HISD College Readiness	Missouri Citizens for the Arts
CT Arts Alliance	Houston Arts Alliance	Mosesian Center for the Arts
CT Office of the Arts	Hunter Museum of American Art	Movement Arts Creation Studio
Cultivate	InDBlack Multimedia	Multicultural Arts Foundation of St Louis
Cultural Alliance of Fairfield County	Indiana Arts Commission	Music for Veterans
Cultural Office of the Pikes Peak Region	Indiana University	Music Teachers National Association
Curious Theatre Company	Indiana University Purdue University Indianapolis	Nai Ni Chen Dance Company, Inc.
Dancewave	Indianapolis Arts Council	NAMTA – International Art Dealers Association
Delaware Arts Alliance	Innovation Collaborative: Networking Arts, Sciences, and Humanities	National Dance Education Organization
Denver Arts & Venues (City & County of Denver)	Inspire Washington	National Federation of Music Clubs
Durango Arts Center	International Council of Fine Arts Deans	National Organization for Arts in Health
Eastern Shore Art Center	InterUrban ArtHouse	Nebraskans for the Arts
Educational Theatre Association	Iowa Arts Council	New England Foundation for the Arts
EjonesArt	Kansas Alliance for the Arts in Education	New York University (Graduate Student)
Elm City LITFest	Kentuckians for the Arts	Newark Public Radio
Florida Cultural Alliance	Khawam Gallery	Nickel Plate Arts
Florida Southern College	Lansing Art Gallery & Education Center	Nimble Arts
Flux Projects	Lawrence Arts Center	North American Drama Therapy Association
Freelance Artist/Fashion Designer/Stylist	LexArts	NOVAC
Freelancers Union	Lincoln Center for the Performing Arts	NW MI Arts & Culture Network
Freshgrass Public Foundation	Long Island Arts Alliance	NY EdTA
Friends of Newtown Seniors	Macon Arts Alliance	NYS Dance Education Organization
Gamma Xi Phi	Marion Cultural Alliance	
Global Education Center		
Grain Valley South Middle School/EdTA		

Oklahomans for the Arts	Scranton Fringe	Tomaquag Museum
Owens Community College	Siren Nation, Inc.	Tonic Theater Company
Pacific Northwest College of Art	South Arts	Triangle ArtWorks
Paducah Convention & Visitors Bureau	South Jersey Cultural Alliance	Trinity College
Personaland	Stamford Art Association	UAP Urban Art Projects
Pitt County Arts Council (Emerge Gallery Art Center)	Texans for the Arts	UL Lafayette
Playhouse Theatre Group, Inc.	Texas A&M University Corpus Christi	United Arts Council of Catawba County
POWER Community Development Corporation	Texas Folklife	University of Northern Colorado
Powerstories Theatre	The Albany Museum of Art Inc	Vermont Arts Council
Producers Alliance of Southern Nevada	The Art Of Tourism LLC	VetArt
Quad City Arts	The Arts Council of Brazos Valley	Walter Anderson Museum of Art
Recording Academy	The Banyan Collective	Washington Area Lawyers for the Arts (WALA)
Regional Arts & Culture Council	The Dubuque Museum of Art	Wichita Creatives Shay Chic Productions
Resilient Heritage	The International Art Materials Association (NAMTA)	Wisconsin Arts Board
RI State Council on the Arts	The Newark Museum of Art	Women in Film & Video, Inc.
Rockville Economic Development, Inc.	The Washington Ballet	Young Audiences Arts for Learning
Routecuarentaycuatro, LLC	The Women's Coalition for Empowerment, Inc	Youth Empowerment through Arts and Humanities
Santa Fe Opera	Thomas S. Kenan Institute for the Arts	
Scenic City Clay Arts	Thrown Stone Theatre Company	

Special thanks to the sponsors of the 2022 National Arts Action Summit.



Brownstein



ASSOCIATION OF INDEPENDENT
COLLEGES OF ART + DESIGN

The 2022 Congressional Arts Handbook is current as of April 8, 2022, and can be found online at:

AmericansForTheArts.org/AAD/Handbook

The National Arts Action Summit is organized by Americans for the Arts and organizations in support of federal policies for the arts and arts education in America.

The event is presented in partnership with over 200 national, regional, state, and local organizations representing arts, culture, business, civic, and education organizations and individuals nationwide.

For more information, please contact:

Tera L. Proby
Advocacy Manager
tproby@artsusa.org

Americans for the Arts
1275 K Street NW, Suite 1200
Washington, D.C. 20005
AmericansForTheArts.org

