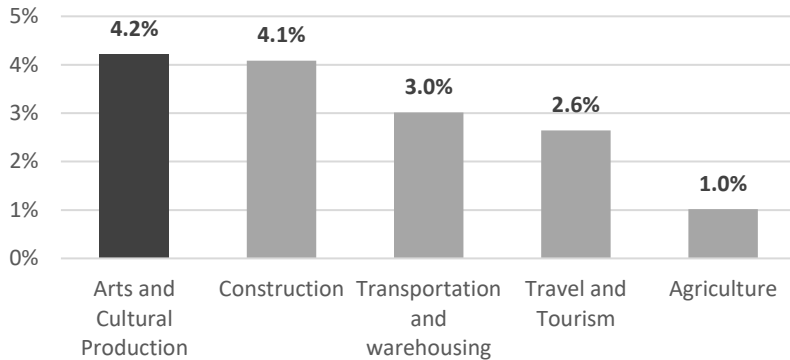




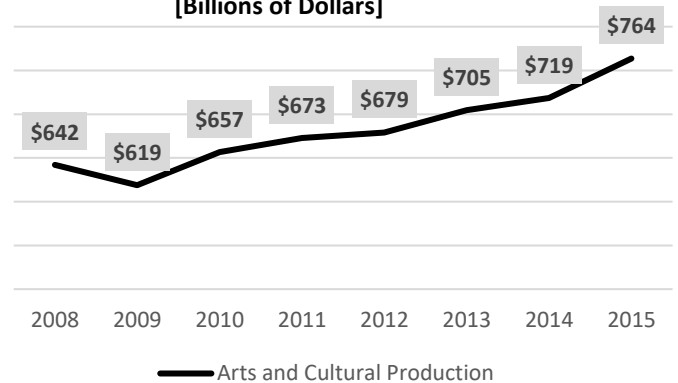
### Arts Facts... Arts & Culture = 4.2 Percent of GDP

According to the U.S. Bureau of Economic Analysis, arts and cultural production contributed \$764 billion to the nation's economy in 2015. This represents 4.2 percent of the GDP—a larger share of the economy than transportation, tourism, or construction.

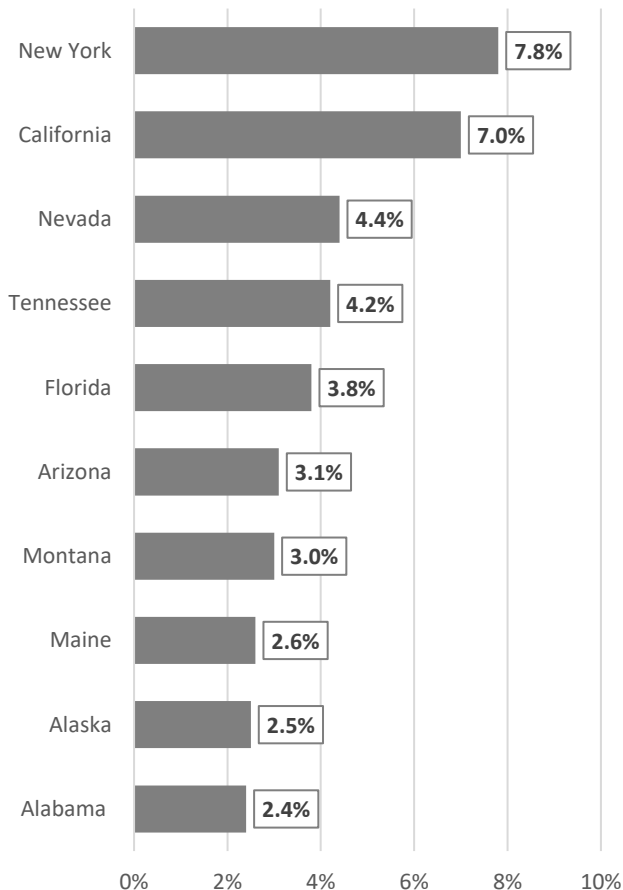
**Percentage Contributed to U.S. GDP  
by Selected Sector: 2015**



**Contribution to U.S. GDP by Arts and  
Culture Industries  
[Billions of Dollars]**



**Percent Contribution of Arts and  
Cultural Production to Total GSP, 2015  
(Selected States)**



The arts and culture sector (e.g., nonprofit, commercial, education) is a \$764 billion industry, which represents 4.2 percent of the nation's Gross Domestic Product (GDP)—a larger share of the economy than transportation, agriculture, or construction—according to the U.S. Bureau of Economic Analysis.

- The arts and cultural sector supported 4.9 million jobs in 2015, up from 4.8 million in 2014.
- Arts and culture had a \$21 billion international trade surplus in 2015.
- Arts and culture also represents an important share of state economies, for example: Alaska (2.5 percent), California (7 percent), Tennessee (4.2 percent). Find your state [here](#).
- That the BEA measures [arts and cultural production](#) in the U.S. highlights the important role of the arts in building a healthy economy and ensuring our global competitiveness.

Sources: U.S. Bureau of Economic Analysis. Gross Domestic Product (GDP) by Industry, Arts and Cultural Production Satellite Account (ACPSA), Travel and Tourism Satellite Account, and Gross Domestic Product by Industry. Updated May 2018